

Fifty Years after the Impossible Dream

Notes on the 1967 Boston Red Sox



Michael Hamel

© 2017-2018 Michael Hamel
MichaelHamel.net

SECOND EDITION, JUNE 2018

This work is licensed under a Creative Commons Attribution-NonCommercial-ShareAlike 4.0 International (CC BY-NC-SA 4.0)
license: <http://creativecommons.org/licenses/by-nc-sa/4.0/>

Part One

Spring Training 1967



Chain O'Lakes Park, Winter Haven, Florida, in 2009

Photo by [Josh Hallett](#); licensed with a Creative Commons [Attribution-ShareAlike 2.0 Generic \(CC BY-SA 2.0\) license](#).

The day after the Red Sox ended the 1966 season with a 72-90 record, owner Tom Yawkey and General Manager Dick O'Connell hired Dick Williams as their new manager. Williams had led their top farm team, the Toronto Maple Leafs, to back-to-back International League titles, and was familiar with many of the team's young prospects – and with the “country club” reputation of the Red Sox clubhouse that he had inherited. Williams immediately set a different tone, telling reporters during his introductory press conference, “Well, there are some players who need a slap on the back, and others who need a slap somewhere else.”¹ The new manager insisted on hard work during camp with as little down time as possible. The Red Sox responded with a 14-13 spring training record, creating a sense of cautious optimism among fans heading into the regular season.

Boston Red Sox vs. Chicago White Sox

Friday, March 10, 1967

Payne Park, Sarasota, Florida

Red Sox	AB	R	H	RBI	White Sox ²	AB	R	H	RBI
Reggie Smith, cf	4	0	0	0	Ed Stroud, lf	2	3	1	0
Joe Foy, 3b	4	0	0	0	Charles Bradford, rf	1	0	0	0
Carl Yastrzemski, lf	4	1	1	0	Don Buford, 2b	4	1	1	0
Tony Conigliaro, rf	4	1	2	2	Lee Elia, ss	0	0	0	0
George Scott, 1b	4	1	1	0	Tommie Agee, cf	3	1	1	3
Rico Petrocelli, ss	4	0	1	0	Dick Kenworthy, 3b	0	0	0	0
Russ Gibson, c	3	0	1	1	Pete Ward, 3b	4	0	2	1
Mike Andrews, 2b	3	0	0	0	Tommy McCraw, 1b	4	0	0	0
Dennis Bennett, p	1	0	0	0	Ken Berry, rf-lf	4	1	3	0
Dan Osinski, p	1	0	0	0	Duane Josephson, c	3	0	0	0
Tony Horton, ph	1	0	0	0	John Buzhardt, p	1	1	1	0
Pete Magrini, p	0	0	0	0	Al Weis, ss-2b	4	1	2	1
					Tommy John, p	0	0	0	0
					Bill Skowron, ph	0	0	0	0
					Frederick Kovner, pr	0	0	0	0
					Joel Horlen, p	1	0	0	0
					J.C. Martin, c	2	0	1	1
TOTALS	33	3	6	3	TOTALS	33	8	12	6

Red Sox	2	0	0	0	0	0	1	0	0	-	3
White Sox	1	0	3	0	1	0	0	3	x	-	8

Red Sox	IP	H	R	ER	BB	SO
Bennett (L)	3	4	4	3	3	1
Osinski	3	4	1	1	0	0
Magrini	2	4	3	2	1	2

White Sox	IP	H	R	ER	BB	SO
John (W)	3	2	2	2	0	2
Horlen	3	1	0	0	0	2
Buzhardt	3	3	1	1	0	3

E: R. Smith 2, Gibson, Osinski. DP: Red Sox 1. LOB: Red Sox 3, White Sox 5. 2B: Conigliaro, Yastrzemski. HR: Conigliaro, Agee. SB: Stroud, Bradford, Weis. T: 2:19. A: 3,114.

Tony Conigliaro followed Carl Yastrzemski's first-inning double with a home run to left field, but 1966 Rookie of the Year Tommie Agee hit a three-run homer to put the White Sox ahead for good in the third inning. Four errors by the Red Sox prompted Dick Williams to remark after the game that the “ball was a hot potato out there, wasn't it?”³ ... The Red Sox had trained in Sarasota at Payne Park from 1933 through 1958, except for the years during World War II (1943-1945) when wartime travel restrictions forced them to hold their spring training camp at Medford, MA, Baltimore, MD, and Pleasantville, NJ, respectively.⁴ ... John Buzhardt posted a 6-11 record in 1966 including a 5-9 mark as a starter. Four of his five victories were complete game shutouts.

Boston Red Sox vs. Kansas City Athletics

Saturday, March 11, 1967

Bill McKechnie Field, Bradenton, Florida

Red Sox	AB	R	H	RBI	Athletics	AB	R	H	RBI
Reggie Smith, cf	5	1	2	0	John Donaldson, ss	5	0	1	1
Ken Poulsen, 3b	3	0	0	0	Ramon Webster, 1b	3	1	1	1
George Scott, 3b	2	1	1	0	Gil Blanco, p	0	0	0	0
Carl Yastrzemski, lf	3	1	1	1	Rene Lachemann, ph	1	0	1	0
Don Demeter, lf	2	0	1	1	Jim Dickson, p	0	0	0	0
Tony Conigliaro, rf	2	1	1	0	Rene Lachemann, ph	1	0	0	0
John Wyatt, p	0	0	0	0	Rick Monday, cf	2	1	1	0
Dave Vineyard, p	0	0	0	0	Dave Duncan, c	2	0	0	0
Tony Horton, 1b	4	0	1	1	Sal Bando, 3b	4	0	0	0
Rico Petrocelli, ss	3	0	0	0	Joe Rudi, rf-1b	4	0	1	2
Mike Ryan, c	4	1	1	1	Pete Koegel, lf	3	1	0	0
Mike Andrews, 2b	3	0	1	1	Tony LaRussa, 2b	4	0	0	0
Jim Lonborg, p	1	0	0	0	Ron Tompkins, p	1	0	0	0
Joe Foy, ph	1	0	0	0	Bob Duliba, p	0	0	0	0
Gary Waslewski, p	0	0	0	0	Randy Schwartz, ph	1	0	1	0
George Thomas, rf	1	1	1	1	Allen Lewis, pr-rf	1	1	0	0
TOTALS	34	6	10	6	TOTALS	32	4	6	4

Red Sox	0	2	2	0	0	0	0	0	2	-	6
Athletics	2	0	0	2	0	0	0	0	0	-	4

Red Sox	IP	H	R	ER	BB	SO
Lonborg	3	3	2	0	1	3
Waslewski	3	2	2	1	3	1
Wyatt (W)	2	1	0	0	2	0
Vineyard	1	0	0	0	0	0

Athletics	IP	H	R	ER	BB	SO
Tompkins	2.1	5	4	4	1	2
Duliba	1.2	2	0	0	1	1
Blanco	3	0	0	0	2	3
Dickson (L)	2	3	2	2	1	0

E: Poulsen 2, Waslewski. DP: Athletics 1. LOB: Red Sox 8, Athletics 8. 2B: Andrews, R. Smith, Scott. HR: Thomas. SB: R. Smith. SH: Waslewski, Wyatt. HBP: by Lonborg (Duncan). PB: Duncan 2. T: 2:53. A: 1,215.

George Thomas led off the ninth with a pinch-hit solo homer and then Don Demeter drove home George Scott as Boston won 6-4. None of the A's 1966 regulars played, though Webster, Donaldson, and Monday would all be rookie starters when the 1967 regular season began. ... Rene Lachemann served as the A's "designated pinchhitter" and batted twice, singling in the seventh and grounding out in the ninth. Joe Foy, filling the same role for the Red Sox, flied out in the fourth and did not appear again in the game.⁵ The new rule was proposed by White Sox manager Eddie Stanky that spring. American League President Joe Cronin allowed all AL teams to experiment with the rule, though he modified Stanky's original proposal by requiring that the player who was pinch-hit for had to be removed from the game.⁶ The "dph" had to be "designated" prior to the game, and articles in *The Sporting News* throughout the spring make it clear that many American League teams did so, at least as a formality, though the rule was actually used on very few occasions. The Red Sox did not use their "dph" multiple times in any of their spring training games. ... McKechnie Field had hosted spring training for the Red Sox in 1928-1929. ... The Red Sox evened their record at 1-1; in 1966 the Red Sox had started the exhibition season 0-9.

Kansas City Athletics vs. Boston Red Sox

Sunday, March 12, 1967

Chain O'Lakes Park, Winter Haven, Florida

Athletics	AB	R	H	RBI	Red Sox	AB	R	H	RBI
John Donaldson, 2b	2	1	0	0	Jose Tartabull, cf	5	2	3	2
Ramon Webster, 1b	3	0	1	0	Dalton Jones, 2b	5	1	1	1
Vern Handrahan, p	0	0	0	0	Carl Yastrzemski, lf	2	0	1	1
Tony LaRussa, ss ⁷	1	0	0	0	Don Demeter, lf	2	0	0	0
Rick Monday, cf	3	0	0	1	Tony Conigliaro, rf	0	0	0	0
Rene Lachemann, c	4	0	0	0	George Thomas, rf	2	0	1	0
Sal Bando, 3b	3	0	0	0	George Scott, 3b	3	0	1	2
Joe Rudi, rf-3b ⁸	4	1	1	1	Tony Horton, 1b	4	1	0	0
Pete Koegel, lf	4	1	2	1	Rico Petrocelli, ss	3	1	2	0
Ted Kubiak, ss	3	0	0	0	Al Lehrer, ss	1	0	1	0
Bill Edgerton, p	0	0	0	0	Bob Tillman, c	4	1	2	1
Dave Duncan, ph	1	0	0	0	Darrell Brandon, p	0	0	0	0
Jim Nash, p	1	0	0	0	Ken Poulsen, pr	0	1	0	0
Joe Grzenda, p	0	0	0	0	Jerry Stephenson, p	2	1	1	1
Randy Schwartz, ph	0	0	0	0	Billy Rohr, p	1	0	0	0
Allen Lewis, rf	1	0	0	0					
Danny Cater, ph	1	0	0	0					
Ernie Fazio, 2b ⁹	0	0	0	0					
TOTALS	31	3	4	3	TOTALS	34	8	13	8

Athletics	1	1	0	1	0	0	0	0	0	-	3
Red Sox	0	0	2	5	0	0	1	0	X	-	8

Athletics	IP	H	R	ER	BB	SO
Nash	2.1	3	2	2	4	1
Grzenda (L)	1.2	6	5	5	1	0
Handrahan	1	1	0	0	0	0
Edgerton	3	3	1	1	2	2

Red Sox	IP	H	R	ER	BB	SO
Brandon	3	2	2	2	1	3
Stephenson (W)	3	2	1	1	3	2
Rohr	3	0	0	0	0	2

E: None. DP: Athletics 2. LOB: Athletics 5, Red Sox 10. 2B: Webster, Yastrzemski, Petrocelli. HR: Koegel, Tartabull, Rudi. SF: Yastrzemski. WP: Nash, Grzenda. T: 2:40. A: 1,471.

Boston won their first "home" game of the spring by scoring five runs on six singles and a sacrifice fly in the fourth inning. Pitcher Jerry Stephenson drove in Rico Petrocelli for the first run of the frame with a single to left. ... Journeyman utility man Danny Cater, who was already with his third franchise (Phillies, White Sox), would be the A's starting third baseman in 1967. Five years later, he would be shipped by the Yankees to the Red Sox in exchange for reliever Sparky Lyle. ... Later in the week, the A's would fly to Caracas, Venezuela to play four exhibition games against the Minnesota Twins as part of the city's 400th anniversary celebration.¹⁰

New York Mets vs. Boston Red Sox

Monday, March 13, 1967

Chain O'Lakes Park, Winter Haven, Florida

Mets	AB	R	H	RBI	Red Sox	AB	R	H	RBI
Bud Harrelson, ss	3	0	0	0	Jose Tartabull, cf	4	0	2	1
Don Bosch, cf	2	1	0	0	Gerry Moses, ph	1	0	0	0
Ed Bressoud, 2b	1	0	0	0	Mike Andrews, 2b	5	1	5	0
Cleon Jones, rf-cf	4	1	1	2	Reggie Smith, cf	5	1	1	2
Tommy Davis, lf	3	1	1	0	Tony Horton, 1b	4	0	1	0
Tommie Reynolds, lf	1	0	0	0	Don Demeter, lf	4	0	1	0
Chuck Hiller, 2b	3	1	1	1	Russ Gibson, c	4	0	0	0
Jim Ray, p	1	0	0	0	Ken Poulsen, 3b	3	0	0	0
Don Shaw, p	0	0	0	0	George Scott, 3b	1	0	0	0
Derrell Griffith, 3b	4	0	1	0	Al Lehrer, ss	3	1	0	0
Ed Kranepool, 1b	4	1	1	1	Galen Cisco, p	0	0	0	0
John Sullivan, c	2	0	1	0	Bob Tillman, ph	1	0	0	0
John Stephenson, c	1	0	0	0	Gary Roggenburk, p	0	0	0	0
Don Cardwell, p	1	0	1	1	Dennis Bennett, p	0	0	0	0
Rob Gardner, p	1	0	0	0	George Thomas, ph	1	0	1	0
Ron Swoboda, rf	1	0	0	0					
TOTALS	32	5	7	5	TOTALS	36	3	11	3

Mets	0	2	0	0	0	3	0	0	0	-	5
Red Sox	0	0	0	0	1	0	0	2	0	-	3

Mets	IP	H	R	ER	BB	SO
Cardwell (W)	3	3	0	0	0	1
Gardner	2	3	1	1	1	0
Ray	3	3	2	2	1	3
Shaw	1	2	0	0	0	1

Red Sox	IP	H	R	ER	BB	SO
Cisco (L)	3	4	2	2	0	1
Roggenburk	3	2	3	3	2	2
Bennett	3	1	0	0	1	1

E: None. LOB: Mets 3, Red Sox 9. 2B: Demeter, Andrews. HR: C. Jones, Hiller, R. Smith. SH: Roggenburk. T: 2:44. A: 1,034.

Mike Andrews collected five hits and Reggie Smith drove him home in the eighth inning with a 420-foot home right to right center in a losing effort. Boston's starter, Galen Cisco, was originally signed by the Red Sox in 1958; he pitched for the Mets for parts of five seasons before being released in June 1966 and was picked up again by Boston. Cisco had spent the entire 1966 season in the minors, but when Dick Williams moved up to manage the Red Sox, he gave Cisco a chance to make the big league team, knowing that the veteran needed another two months or so of major league service time to qualify for a pension.¹¹ He made the Red Sox opening day roster and then pitched eleven games in relief before being sent back to the minors in July. Cisco later became a pitching coach for the Kansas City Royals, the Montreal Expos and the San Diego Padres (working with manager Dick Williams in Montreal and San Diego), and was coaching with the Toronto Blue Jays when they won back-to-back World Series in 1992 and 1993. ... Ken Poulsen was one of five players sent down to Boston's minor league camp after the game...¹² Dennis Bennett would be traded to the Mets on June 24 for Al Yates and cash.

Boston Red Sox vs. Chicago White Sox

Tuesday, March 14, 1967

Payne Park, Sarasota, Florida

Red Sox	AB	R	H	RBI	White Sox	AB	R	H	RBI
Jose Tartabull, cf-rf	3	1	1	0	Al Weis, ss	4	0	0	0
Mike Andrews, 2b	3	0	1	0	Ed Stroud, lf	3	1	1	0
Al Lehrer, ss	1	0	1	0	Don Buford, 2b	3	1	2	1
Carl Yastrzemski, lf	4	0	0	0	Pete Ward, 3b	1	0	0	0
Don Demeter, lf	0	0	0	0	Charles Bradford, pr	0	1	0	0
Tony Conigliaro, rf	3	2	3	2	Bill Melton, 3b	1	0	1	1
Reggie Smith, rf	0	0	0	0	Tommy Agee, pr	0	1	0	0
George Scott, 3b	4	0	0	0	Tommy McCraw, 1b	4	1	1	1
Rico Petrocelli, ss	2	1	1	2	Bill Voss, rf	3	0	0	1
Dave Vineyard, p	1	0	0	0	Duane Josephson, c	2	0	0	0
Don McMahon, p	0	0	0	0	Ed Herrmann, c	1	0	0	0
Tony Horton, 1b	3	0	0	0	Ken Berry, cf	3	0	0	0
Mike Ryan, c	3	0	0	0	Joel Horlen, p	0	0	0	0
Jose Santiago, p	1	0	0	0	Smoky Burgess, dph	2	0	0	0
George Thomas, dph	1	0	0	0	John Buzhardt, p	0	0	0	0
Bill Landis, p	0	0	0	0	Dick Kenworthy, ph	1	0	0	0
Dalton Jones, 2b	1	0	0	0	Roger Nelson, p	0	0	0	0
					Steve Jones, p	0	0	0	0
TOTALS	30	4	7	4	TOTALS	28	5	5	4

Red Sox	2	1	0	0	0	1	0	0	0	-	4
White Sox	0	0	0	0	0	0	2	0	3	-	5

Red Sox	IP	H	R	ER	BB	SO
Santiago	3	0	0	0	0	2
Landis	3	1	0	0	2	0
Vineyard	2	2	4	3	1	1
McMahon (L)	0	2	1	1	0	0

White Sox	IP	H	R	ER	BB	SO
Horlen	3	5	3	3	1	1
Buzhardt	3	1	1	1	0	0
Nelson	2	1	0	0	1	2
Jones (W)	1	0	0	0	1	0

None out when winning run scored.

Vineyard pitched to two batters in 9th. McMahon pitched to two batters in 9th.

E: Horton. DP: White Sox 2. LOB: Red Sox 4, White Sox 3. 2B: Conigliaro 2, Stroud. 3B: Buford, McCraw. HR: Petrocelli, Conigliaro. SB: Tartabull, Buford. SF: Petrocelli. HBP: by Vineyard (Ward), by Horlen (Ryan). Balk: Vineyard 2. T: 2:24. A: 2,404.

Don McMahon took the loss, but Dave Vineyard allowed four runs during an eventful two-plus innings on the mound. The White Sox scored two runs in the seventh without getting a base hit, as they used a walk, a hit batter, a pair of balks by Vineyard, and an error by Tony Horton to assemble an unusual rally. In the ninth, Ed Stroud led off with a double; when Don Buford followed with a triple, Williams replaced the beleaguered Vineyard with McMahon, but he fared little better. Bill Melton collected an infield hit off of Dalton Jones' glove and Tom McCraw closed the scoring with a game-winning triple to the gap in left center. ... Smoky Burgess batted twice, taking advantage of the "designated pinch hitter" rule. The White Sox had first used the rule on March 13, when Bill Voss walked in his two pinch-hit appearances.¹³

Boston Red Sox vs. New York Yankees

Wednesday, March 15, 1967

Ft. Lauderdale Municipal Stadium, Ft. Lauderdale, Florida

Red Sox	AB	R	H	RBI	Yankees	AB	R	H	RBI
Reggie Smith, cf	4	1	1	1	Horace Clarke, 2b	2	2	0	0
Mike Andrews, 2b	4	0	1	0	Bill Robinson, lf	4	1	0	0
Dalton Jones, ph	1	0	1	1	Mickey Mantle, 1b	2	1	1	1
Don Demeter, lf	5	0	2	0	Ray Barker, 1b	2	0	0	0
Tony Conigliaro, rf	4	0	2	1	Steve Whitaker, rf	5	2	3	3
George Scott, 3b	4	0	1	0	Charley Smith, 3b	3	0	1	1
Rico Petrocelli, ss	4	0	1	0	Roy White, 3b	1	0	0	0
Tony Horton, 1b	3	1	1	0	Ross Moschitto, cf	3	0	0	0
Bob Tillman, c	2	0	1	0	Jake Gibbs, c	2	0	1	0
Gerry Moses, c	1	1	0	0	Billy Bryan, c	2	0	1	0
Jerry Stephenson, p	0	0	0	0	Ruben Amaro, ss	3	0	1	1
Pete Magrini, p	1	0	0	0	Bill Bethea, ss	1	0	0	0
George Thomas, ph	1	0	0	0	Whitey Ford, p	2	0	1	0
Billy Rohr, p	1	0	0	0	Thad Tillotson, p	1	0	1	0
Jose Tartabull, ph	1	0	0	0	Chi-Chi Olivo, p	0	0	0	0
TOTALS	36	3	11	3	TOTALS	33	6	10	6

Red Sox	1	0	0	0	0	0	0	2	-	3
Yankees	4	1	0	0	0	1	0	0	x	6

Red Sox	IP	H	R	ER	BB	SO
Stephenson (L)	0	2	4	4	4	0
Magrini	3	3	1	1	1	1
Rohr	5	5	1	1	3	4

Yankees	IP	H	R	ER	BB	SO
Ford (W)	4	6	1	1	1	3
Tillotson	4	4	0	0	0	4
Olivo	1	1	2	0	0	4

Stephenson pitched to six batters in 1st.

E: R. Smith, White. DP: Yankees 1. LOB: Red Sox 9, Yankees 12. HR: Whitaker. SB: Clarke. SH: Tillotson.
SF: R. Smith. T: 2:30. A: 2,506.

The first four Red Sox hitters singled off Whitey Ford in the first inning for a 1-0 lead, but George Scott grounded into a force out at home and Rico Petrocelli hit into a double play to end the inning. Jerry Stephenson then failed to retire the Yankees first six batters as New York chased him and moved in front for good... Dick Williams was not buying Stephenson's excuse: "Jerry said that his arm stiffened waiting for the first half of the inning to end when Whitey was slow getting started. If that's the case, what's going to happen when he goes north and he has to sit in the cold for a while? He won't be able to move his arm."¹⁴ ... Carl Yastrzemski missed the game due to a bad tooth.

Boston Red Sox vs. New York Mets

Thursday, March 16, 1967

Al Lang Field, St. Petersburg, Florida

Red Sox	AB	R	H	RBI	Mets	AB	R	H	RBI
Jose Tartabull, rf	7	2	4	2	Don Bosch, cf	6	3	2	0
Reggie Smith, cf	6	3	2	2	Cleon Jones, rf	4	3	2	1
Joe Foy, 3b	5	3	4	5	Terry Christman, 1b	2	0	0	0
George Scott, 1b	6	4	4	3	Ken Boyer, 3b	3	1	2	1
George Thomas, lf	4	3	1	0	Al Luplow, lf-rf	2	1	1	1
Dalton Jones, 2b	4	1	3	2	Tommy Davis, lf	2	0	1	2
Don Demeter, ph	0	1	0	1	Joe Moock, 3b	2	1	0	1
Darrell Brandon, p	0	0	0	0	Ed Kranepool, 1b	3	1	1	1
Russ Gibson, c	6	0	2	3	Clint Stark, p	1	0	0	0
Al Lehrer, ss	7	3	2	1	Jack Hamilton, p	0	0	0	0
Gary Waslewski, p	2	1	1	0	Ron Nischwitz, p	0	0	0	0
Rico Petrocelli, ph	0	0	0	0	Derrell Griffith, 2b	5	2	3	2
Dave Morehead, p	1	0	0	0	John Sullivan, c	2	3	1	2
Jim Lonborg, p	0	1	0	0	Bud Harrelson, ss	5	0	0	0
Tony Horton, ph	0	0	0	0	Jerry Koosman, p	0	0	0	0
Jose Santiago, pr	0	1	0	0	Dick Selma, p	1	0	1	0
Mike Andrews, ph-2b	1	0	0	0	Chuck Hiller, ph	1	1	1	3
					Ron Taylor, p	0	0	0	0
					Johnny Lewis, ph-lf	3	2	2	2
TOTALS	49	23	23	19	TOTALS	42	18	17	16

Red Sox	0	7	1	0	2	0	2	1	10	-	23
Mets	1	0	3	3	0	7	2	2	0	-	18

Red Sox	IP	H	R	ER	BB	SO
Waslewski	3	6	4	4	1	0
Moehead	2.1	7	10	9	3	1
Lonborg (W)	2.2	4	4	2	1	1
Brandon	1	0	0	0	0	1

Mets	IP	H	R	ER	BB	SO
Koosman	1.2	7	7	0	3	2
Selma	2.1	4	1	1	3	1
Taylor	2	3	2	2	0	1
Stark	2.1	5	6	4	3	3
Hamilton (L)	0	2	4	4	2	0
Nischwitz	0.2	2	3	3	2	0

E: Foy, D. Jones, Boyer, Moock. DP: Red Sox 1, Mets 1. LOB: Red Sox 13, Mets 4. 2B: R. Smith, Foy, Scott 2, D. Jones, Boyer, Griffith, Kranepool. 3B: Lehrer, C. Jones. HR: R. Smith, Scott, Hiller, Lewis, Sullivan. SF: Davis, Moock, Gibson. WP: Waslewski, Stark, Nischwitz. PB: Sullivan 2, Gibson. T: 3:43. A: 2,475.

The Red Sox outslugged the Mets in a windswept game in St. Petersburg. With 30-40 mile per hour winds aiding the hitters, the two teams combined for 41 runs on 40 hits. The Mets pitchers contributed 13 walks including four in the ninth inning.¹⁵ ... Jack Hamilton would be traded to the California Angels in June; on August 18, Hamilton beamed Tony Conigliaro, inflicting a crippling eye injury that would end his season and tragically shorten his career.

Cincinnati Reds vs. Boston Red Sox

Friday, March 17, 1967

Chain O'Lakes Park, Winter Haven, Florida

Reds	AB	R	H	RBI	Red Sox	AB	R	H	RBI
Tommy Harper, cf	2	0	0	0	Jose Tartabull, cf	5	1	3	1
Art Shamsky, lf	1	0	1	0	Mike Andrews, 2b	3	1	1	1
Johnnie Fenderson, pr	0	0	0	0	Dalton Jones, 2b	2	0	0	0
Gary Nolan, p	1	0	0	0	Carl Yastrzemski, lf	4	0	2	0
Floyd Robinson, rf	4	1	2	2	Don Demeter, lf	1	0	0	0
Pete Rose, lf-cf	5	0	1	0	Tony Conigliaro, rf	4	1	2	0
Darrel Chaney, ss	0	0	0	0	Pete Magrini, p	0	0	0	0
Deron Johnson, 3b	5	1	1	0	George Thomas, ph	1	0	1	0
Len Boehmer, 3b	0	0	0	0	Joe Foy, 3b	3	1	1	0
Lee May, 1b	5	3	3	3	George Scott, 1b	5	0	0	0
Don Pavletich, c	3	0	0	0	Rico Petrocelli, ss	2	1	1	1
Jimmie Coker, c	2	0	2	1	Al Lehrer, ss	0	0	0	0
Tommy Helms, 2b	5	1	1	0	Mike Ryan, c	3	0	0	0
Chico Ruiz, ss-lf	4	1	3	1	Hank Fischer, p	1	0	0	0
Milt Pappas, p	1	0	0	0	Dan Osinski, p	0	0	0	0
Joe Nuxhall, p	1	0	0	0	Tony Horton, ph	1	0	0	0
Gordy Coleman, ph	1	0	0	0	Reggie Smith, cf	1	0	0	0
Dick Simpson, cf	1	0	0	0					
TOTALS	41	7	14	7	TOTALS	36	5	11	3

Reds	0	0	0	0	1	0	2	2	2	-	7
Red Sox	0	0	2	1	2	0	0	0	0	-	5

Reds	IP	H	R	ER	BB	SO
Pappas	3	4	2	2	2	4
Nuxhall	3	6	3	3	1	1
Nolan (W)	3	1	0	0	1	6

Red Sox	IP	H	R	ER	BB	SO
Fischer	3	0	0	0	0	2
Osinski	3	4	1	1	1	3
Magrini (L)	3	10	6	6	1	1

E: None. DP: Reds 2. LOB: Reds 9, Red Sox 9. 2B: May, Ruiz, Robinson. 3B: Tartabull, May. HR: May. SB: Foy 2, Petrocelli, Lehrer. HBP: by Pappas (Fox), by Nuxhall (Osinski). WP: Pappas. T: 2:55. A: 1,375.

Lee May's two-run homer in the ninth capped the Reds come-from-behind victory. Cincinnati pushed across their final six runs against Pete Magrini. Magrini had won 18 games as a starter in AA in 1965 but his three appearances for the Red Sox in 1966 turned out to be the extent of his major league career... 18-year-old rookie Gary Nolan went on to win 14 games for the Reds in 1967, and eight years later made two starts against the Red Sox in the World Series; he won Game 3 and then took the loss in Boston's epic victory in Game 6... In this game, Nolan was preceded by Joe Nuxhall, who would retire on April 1, ending a career that began when he was 15 years old in 1944. Nuxhall would join the Reds radio broadcasting team of Claude Sullivan and Jim McIntyre.¹⁶

Boston Red Sox vs. Detroit Tigers

Saturday, March 18, 1967

Joker Marchant Stadium, Lakeland, Florida

Red Sox				Tigers					
	AB	R	H	RBI		AB	R	H	RBI
Jose Tartabull, rf	4	0	0	0	Don Wert, 3b	4	0	0	0
Reggie Smith, cf	5	0	1	0	Tom Matchick, ss	4	1	1	0
Carl Yastrzemski, lf	4	2	2	1	Dick McAuliffe, 2b	4	0	1	1
Joe Foy, 3b	4	1	3	0	Al Kaline, rf	4	0	0	0
Tony Horton, 1b	5	0	2	0	Jim Northrup, lf	4	0	0	0
Rico Petrocelli, ss	3	0	0	0	Jerry Lumpe, 1b	4	1	1	0
Dalton Jones, 2b	3	0	0	1	Mickey Stanley, cf	3	0	1	1
Bob Tillman, c	4	0	1	1	Bill Freehan, c	3	0	1	0
Dennis Bennett, p	2	0	1	0	Denny McLain, p	1	0	0	0
Galen Cisco, p	1	0	0	0	Dave Campbell, ph	1	0	0	0
					Johnny Klippstein, p	0	0	0	0
					Gates Brown, ph	1	0	0	0
					Larry Sherry, p	0	0	0	0
TOTALS	35	3	10	3	TOTALS	33	2	5	2

Red Sox	1	0	0	0	0	0	0	2	0	-	3
Tigers	0	0	0	0	0	0	0	1	1	-	2

Red Sox		IP	H	R	ER	BB	SO
Bennett (W)		5	0	0	0	0	0
Cisco		4	5	2	2	0	0

Tigers		IP	H	R	ER	BB	SO
McLain (L)		6	4	1	1	3	1
Klippstein		2	5	2	2	2	0
Sherry		1	1	0	0	0	0

E: Jones. LOB: Red Sox 11, Tigers 5. 2B: Bennett, Lumpe, Matchick. HR: Yastrzemski. T: 2:25. A: 2,152.

Jerry Lumpe, who reached when Dalton Jones misplayed his grounder in the fifth inning, was the only Tiger to get on base against Dennis Bennett, and also got the Tigers first hit of the game off Galen Cisco in the eighth. Mickey Stanley then drove in Lumpe with a single for Detroit's first run...¹⁷ Tony Conigliaro missed the game after being hit in the left shoulder by a John Wyatt pitch during batting practice. "There wasn't any way he could have ducked the ball," catcher Russ Gibson said later. "The pitch was real hard and when it takes off like that, the batter hasn't got a chance."¹⁸ Conigliaro suffered a hairline fracture of his shoulder blade, a less severe break than the compound fracture the Red Sox originally feared, but he would not return to the lineup until March 30.¹⁹

Detroit Tigers vs. Boston Red Sox

Sunday, March 19, 1967

Chain O'Lakes Park, Winter Haven, Florida

Tigers	AB	R	H	RBI	Red Sox	AB	R	H	RBI
Dick McAuliffe, 2b	4	0	0	0	Reggie Smith, cf	3	0	0	0
Dick Tracewski, 2b	1	0	1	0	Mike Andrews, 2b	4	1	2	1
Don Wert, 3b	4	0	2	0	Dalton Jones, 2b	0	0	0	0
Tom Matchick, 3b	1	0	0	0	Carl Yastrzemski, lf	3	1	2	0
Norm Cash, 1b	5	2	1	0	Don Demeter, lf	1	0	0	0
Al Kaline, rf	4	1	1	0	Joe Foy, 3b-ss	5	0	0	0
Wille Horton, lf	4	1	1	0	George Scott, 1b	4	2	3	0
Jim Northrup, cf	5	1	2	2	Russ Gibson, c	5	1	3	1
Bill Freehan, c	2	0	0	0	George Thomas, rf-3b	4	1	3	3
George Korince, p	0	0	0	0	Al Lehrer, ss	3	1	1	0
Gates Brown, ph	1	0	1	1	Jose Tartabull, rf	1	0	0	0
Dave Wickersham, p	1	0	0	0	Billy Rohr, p	2	0	1	1
Ray Oyler, ss	2	1	1	2	Tony Horton, ph	1	0	0	0
Joe Sparma, p	2	0	0	1	Jose Santiago, p	1	0	0	0
Chris Cannizzaro, c	2	0	0	0	Bob Tillman, ph	0	0	0	1
TOTALS	38	6	10	6	TOTALS	37	7	15	7

Tigers	0	1	0	1	1	0	3	0	0	-	6
Red Sox	3	0	0	2	0	0	0	0	2	-	7

Tigers	IP	H	R	ER	BB	SO
Sparma	4	9	5	5	3	5
Korince	2	1	0	0	1	2
Wickersham (L)	2.1	5	2	2	3	2
Red Sox	IP	H	R	ER	BB	SO
Rohr	5	4	3	1	4	5
Santiago (W)	4	6	3	2	0	1

One out when winning run scored.

E: Lehrer, Andrews, Santiago, Scott. DP: Tigers 1. LOB: Tigers 10, Red Sox 12. 2B: Wert. HR: Oyler. SB: Thomas, Scott. SH: Tillman. SF: Oyler. T: 2:40. A: 2,357.

The Red Sox pulled out a come-from-behind victory when Dave Wickersham dropped Bob Tillman's popped up suicide squeeze bunt attempt, allowing Russ Gibson to score the winning run. Had Wickersham caught the ball he would have had a chance to get Gibson at home to end the game. Wickersham was as perplexed as anyone afterwards, telling reporters it was "the most embarrassing thing that has ever happened to me."²⁰ ... Boston blew leads of 3-1 and 5-2 as they committed four errors to aid Detroit's cause.

Pittsburgh Pirates vs. Boston Red Sox

Monday, March 20, 1967

Chain O'Lakes Park, Winter Haven, Florida

Pirates	AB	R	H	RBI	Red Sox	AB	R	H	RBI
Matty Alou, cf	3	0	1	0	Reggie Smith, cf	4	0	1	0
George Spriggs, rf	1	0	0	1	Dalton Jones, 2b	4	0	2	0
Maury Wills, 3b	2	1	1	0	Mike Andrews, 2b	0	0	0	0
Al Oliver, 1b	1	0	0	0	Carl Yastrzemski, lf	3	0	0	0
Roberto Clemente, rf	3	0	1	0	George Thomas, lf	1	0	0	0
Jim Price, c	1	0	0	0	Joe Foy, 3b	3	1	1	0
Manny Jimenez, lf	3	0	1	0	Gary Waslewski, p	0	0	0	0
Donn Clendenon, 1b	1	1	0	0	John Wyatt, p	1	0	0	0
Pete Mikkelsen, p	0	0	0	0	Tony Horton, 1b	4	3	3	1
Willie Stargell, ph	1	0	1	0	Don Demeter, rf	4	0	1	2
Gene Alley, ss	3	0	1	2	Mike Ryan, c	3	0	1	0
Andre Rodgers, ss	1	0	0	0	Al Lehrer, ss	3	0	2	1
Bill Mazerowski, 2b	4	0	0	0	Jim Lonborg, p	2	0	0	0
Jerry May, c	2	0	0	0	George Scott, 3b	1	0	0	0
Manny Mota, cf	2	1	1	0					
Steve Blass, p	1	0	0	0					
Elroy Face, p	1	0	1	0					
Bob Robertson, 3b	1	0	1	0					
TOTALS	31	3	9	3	TOTALS	33	4	11	4

Pirates	0	0	0	0	0	0	2	1	0	-	3
Red Sox	0	1	2	0	0	1	0	0	x	-	4

Pirates	IP	H	R	ER	BB	SO
Blass (L)	3	6	3	3	0	2
Face	3	4	1	1	0	4
Mikkelson	2	1	0	0	0	0

Red Sox	IP	H	R	ER	BB	SO
Lonborg (W)	5	3	0	0	2	0
Waslewski	2	3	2	0	1	0
Wyatt	2	3	1	1	1	1

E: Wills, Lehrer. DP: Red Sox 5, Pirates 2. LOB: Pirates 5, Red Sox 5. 2B: Norton, Demeter. HR: Horton.
 WP: Lonborg, Waslewski, Wyatt. T: 2:15. A: 1,152.

Jim Lonborg improved to 3-0 in spring training as the Red Sox won their third straight... Tony Horton attempted to make up for a poor spring with a home run to left off former All-Star relief ace Elroy Face in the sixth inning... Rico Petrocelli missed his second straight game due to a sore back, while Mike Andrews, also suffering from back trouble, was forced into the game when Dalton Jones pulled a hamstring.²¹

Boston Red Sox vs. Philadelphia Phillies

Tuesday, March 21, 1967

Jack Russell Stadium, Clearwater, Florida

Red Sox	AB	R	H	RBI	Phillies	AB	R	H	RBI
Jose Tartabull, cf	3	1	0	1	John Briggs, lf	4	1	3	3
Joe Foy, 3b	4	0	0	0	Cookie Rojas, 2b	3	1	1	1
Carl Yastrzemski, lf	3	0	2	1	Gary Sutherland, 2b	2	0	0	0
Hank Fischer, p	0	0	0	0	Johnny Callison, rf	2	0	0	0
Reggie Smith, ph	1	0	1	0	Don Lock, rf	1	0	0	0
Don McMahon, p	0	0	0	0	Tony Gonzalez, cf	3	2	3	2
Tony Horton, 1b	4	0	0	0	Clay Dalrymple, c	5	1	2	1
George Scott, rf-lf	4	1	1	0	Jim Gentile, 1b	4	1	1	1
Rico Petrocelli, ss	3	0	1	0	Tony Taylor, 3b	3	0	0	1
Al Lehrer, ss	1	0	0	0	Bobby Wine, ss	3	2	1	0
Bob Tillman, c	4	1	1	2	Larry Jackson, p	2	1	1	0
Mike Andrews, 2b	4	0	1	0	Dick Groat, ph	1	0	1	0
Darrell Brandon, p	1	0	0	0	Joe Cherry, pr	0	0	0	0
George Thomas, ph-rf	2	2	2	1	Dick Hall, p	1	1	1	1
TOTALS	34	5	9	5	TOTALS	34	10	14	10

Red Sox	1	0	0	0	0	1	0	1	2	-	5
Phillies	0	0	0	0	5	1	4	0	x	-	10

Red Sox	IP	H	R	ER	BB	SO
Brandon (L)	5	8	5	5	4	2
Fischer	2	6	5	4	0	1
McMahon	1	0	0	0	2	0

Phillies	IP	H	R	ER	BB	SO
Jackson (W)	6	3	2	2	1	3
Hall	3	6	3	3	0	0

E: Jackson, Andrews. DP: Red Sox 1. LOB: Red Sox 5, Phillies 8. 2B: Yastrzemski, Gonzalez 2, Rojas, Thomas, Petrocelli, Scott. 3B: Briggs. HR: Thomas, Tillman. SF: Tartabull, Briggs, Taylor. PB: Tillman. T: 2:41. A: 1,945.

George Scott made his spring training debut in the outfield while George Thomas raised his average to .555 in a losing effort...²² Jack Russell Stadium was named after former major league pitcher Jack Russell, who began his career with the Red Sox in 1926, posting a 41-94 record over 8 seasons, including a league-worst 20-loss season in 1930 (for a team that lost 102 games). Russell served as a city commissioner in Clearwater in the early 1950's and helped push for the building of a replacement stadium for Clearwater's Athletic Field. Clearwater's mayor then surprised Russell by naming the \$400,000 facility after him shortly after it opened in 1955.²³

New York Yankees vs. Boston Red Sox

Wednesday, March 22, 1967

Chain O'Lakes Park, Winter Haven, Florida

Yankees				Red Sox					
	AB	R	H	RBI		AB	R	H	RBI
Roy White, 2b	3	0	1	0	Jose Tartabull, rf	3	0	0	0
Bill Robinson, lf	5	1	1	0	Reggie Smith, cf	3	1	1	0
Mickey Mantle, 1b	0	0	0	0	Carl Yastrzemski, lf	4	1	2	2
Ray Barker, 1b	2	1	1	1	Joe Foy, 3b	4	0	0	0
Joe Pepitone, cf	4	0	0	0	George Scott, 1b	4	1	0	0
Elston Howard, c	4	0	0	0	Russ Gibson, c	4	1	1	1
Lou Clinton, rf	4	0	1	1	Rico Petrocelli, ss	4	1	2	2
Mike Ferraro, 3b	3	0	1	0	Mike Andrews, 2b	3	0	1	0
Chester Trail, ss	4	0	0	0	Jose Santiago, p	1	0	0	0
Jim Bouton, p	1	0	0	0	Tony Horton, ph	1	0	0	0
Charley Smith, ph	1	0	0	0	Bill Landis, p	0	0	0	0
Thad Tillotson, p	0	0	0	0	Jerry Stephenson, p	1	0	0	0
Steve Whitaker, ph	1	0	0	0					
Dooley Womack, p	0	0	0	0					
TOTALS	32	2	5	2	TOTALS	32	5	7	5

Yankees	0	0	1	0	0	0	1	0	0	-	2
Red Sox	0	1	4	0	0	0	0	0	x	-	5

Yankees	IP	H	R	ER	BB	SO
Bouton (L)	6	6	5	4	3	0
Tillotson	1	0	0	0	0	0
Womack	1	1	0	0	0	0

Red Sox	IP	H	R	ER	BB	SO
Santiago (W)	4	1	1	1	6	2
Landis	3	3	1	1	0	3
Stephenson	2	1	0	0	0	1

E: Ferraro, White 2. LOB: Yankees 9, Red Sox 7. 2B: Yastrzemski, Robinson. HR: Yastrzemski, Petrocelli. SB: Foy. SH: Landis. T: 2:14. A: 2,610.

Carl Yastrzemski made a leaping catch with the bases loaded and two out in the second to preserve a scoreless tie, then hit a two-run homer in the third as the Red Sox got back on the winning track... Mickey Mantle left the game in the third inning with a muscle pull in his left thigh.²⁴

Los Angeles Dodgers vs. Boston Red Sox

Thursday, March 23, 1967

Chain O'Lakes Park, Winter Haven, Florida

Dodgers					Red Sox				
	AB	R	H	RBI		AB	R	H	RBI
Willie Davis, cf	5	0	1	0	Jose Tartabull, cf	4	2	3	0
Ron Hunt, 2b	3	0	2	0	Joe Foy, 3b	4	1	0	1
Jim Hickman, rf	5	0	1	0	Carl Yastrzemski, lf	3	0	1	1
Bob Bailey, lf	4	0	1	0	Dave Vineyard, p	0	0	0	0
Jim Lefebvre, 3b	4	1	1	1	Russ Gibson, ph	1	1	1	3
Dick Stuart, 1b	3	1	1	0	Dan Osinski, p	0	0	0	0
Jim Campanis, c	2	1	0	0	George Scott, rf	3	0	2	0
John Roseboro, c	1	0	0	0	George Thomas, rf	2	0	1	0
John Kennedy, ss	3	1	1	3	Tony Horton, 1b	4	0	0	0
Dick Egan, p	0	0	0	0	Rico Petrocelli, ss	4	1	1	1
Bob Miller, p	2	0	1	0	Mike Ryan, c	3	0	1	0
Al Ferrera, ph	1	0	0	0	Mike Andrews, 2b	4	2	3	0
Bob Lee, p	0	0	0	0	Bill Rohr, p	2	0	0	0
Dick Schofield, ss	1	0	0	0	Dalton Jones, ph	1	0	1	0
					Don Demeter, lf	1	0	1	1
TOTALS	34	4	9	4	TOTALS	36	7	15	7

Dodgers	0	0	0	0	0	3	0	1	0	-	4
Red Sox	0	0	1	0	0	2	0	4	x	-	7

Dodgers		IP	H	R	ER	BB	SO
Miller	5	7	1	1	1	5	
Lee	2	5	2	2	0	0	
Egan (L)	1	3	4	3	0	1	

Red Sox		IP	H	R	ER	BB	SO
Rohr	6	6	3	3	3	2	
Vineyard (W)	2	2	1	1	1	1	
Osinski	1	1	0	0	0	1	

E: Egan. LOB: Dodgers 8, Red Sox 10. 2B: Bailey. 3B: Andrews. HR: Kennedy (inside-the-park), Petrocelli, Lefebvre, Gibson. SB: Tartabull, Ryan. SH: Horton, Tartabull. SF: Yastrzemski, Foy. HBP: by Rohr (Campanis). T: 2:30. A: 1,215.

Russ Gibson hit a three-run home run as the Red Sox rallied to defeat the defending National League champs... George Scott left the game early after crashing into the outfield wall in pursuit of a ball hit by John Kennedy. Scott would not play the outfield again during spring training and would never play there during his major league career... Former Red Sox first baseman Dick Stuart decided not to sign with the Dodgers and hooked on with the Taiyo Whales of the Japanese Professional League for their 1967 and 1968 seasons before returning to the United States to finish his major league career with the California Angels in 1969...²⁵ Without the retired Sandy Koufax, the Dodgers would fall to eighth place in 1967, posting their worst regular season record since 1944.

Minnesota Twins vs. Boston Red Sox

Saturday, March 25, 1967

Chain O'Lakes Park, Winter Haven, Florida

Twins	AB	R	H	RBI	Red Sox	AB	R	H	RBI
Zoilo Versalles, ss	1	1	0	0	Jose Tartabull, rf	4	1	1	0
Rod Carew, 2b	0	1	0	0	Reggie Smith, cf	3	0	0	0
Tony Oliva, rf	3	1	1	1	Carl Yastrzemski, lf	3	1	2	0
Sandy Valdespino, rf	2	1	1	1	Al Lehrer, ss	1	0	0	0
Harmon Killebrew, 1b	3	0	1	2	Joe Foy, 3b	3	1	2	3
Rich Reese, 1b	1	0	0	0	Tony Horton, 1b	4	0	0	0
Graig Nettles, 3b	5	1	1	1	Rico Petrocelli, ss	3	0	0	0
Bob Allison, lf	3	1	3	3	Lee Stange, p	0	0	0	0
Russ Nixon, c	4	0	1	0	George Thomas, ph	1	0	1	0
Ted Uhlaender, cf	4	0	0	0	Dalton Jones, 2b	4	0	0	0
Dean Chance, p	2	0	0	0	Bob Tillman, c	4	0	1	0
Jim Merritt, p	1	1	0	0	Darrell Brandon, p	1	0	0	0
Al Worthington, p	0	0	0	0	Dennis Bennett, p	1	0	0	0
Cesar Tovar, 2b-ss	4	1	2	0	Don Demeter, lf	2	0	1	0
Neil McPhee, ss	0	0	0	0					
TOTALS	33	8	10	8	TOTALS	34	3	8	3

Twins	0	0	3	0	0	0	5	0	0	-	8
Red Sox	1	0	0	0	0	2	0	0	0	-	3

Twins	IP	H	R	ER	BB	SO
Chance	5	3	1	1	1	2
Merritt (W)	3	4	2	2	0	0
Worthington	1	1	0	0	0	1

Red Sox	IP	H	R	ER	BB	SO
Brandon	4	4	3	3	3	3
Bennett	2	3	0	0	0	1
Stange (L)	3	3	5	5	3	1

E: Killebrew, Brandon. DP: Red Sox 3. LOB: Twins 6, Red Sox 6. 2B: Oliva. HR: Foy, Allison. SB: Tovar, Carew. SF: Foy, Killebrew. HBP: by Brandon (Versalles). T: 2:45. A: 1,407.

Twins pinch-hitter Sandy Valdespino drove in the go-ahead run in the seventh as the Red Sox dropped the first of back-to-back games against Minnesota...²⁶ Rod Carew, the eventual 1967 Rookie of the Year, walked and scored, while Graig Nettles, who would be called up by the Twins in September, added an RBI single.

Boston Red Sox vs. Minnesota Twins

Sunday, March 26, 1967

Tinker Field, Orlando, Florida

Red Sox	AB	R	H	RBI	Twins	AB	R	H	RBI
Jose Tartabull, rf	4	0	0	0	Rod Carew, 2b	4	1	0	0
Reggie Smith, cf	3	0	2	0	Cesar Tovar, cf	3	1	1	0
Carl Yastrzemski, lf	3	0	0	0	Rich Rollins, 3b	4	2	1	1
Joe Foy, 3b	4	0	0	0	Harmon Killebrew, 1b	4	1	2	2
George Thomas, 2b	3	0	1	0	Walt Bond, rf	4	1	0	1
Rico Petrocelli, ss	4	1	2	0	Bob Allison, lf	3	0	0	0
Russ Gibson, c	4	0	1	0	Earl Battley, c	4	1	2	1
Mike Andrews, 2b	3	0	0	0	Zoilo Versalles, ss	4	0	1	0
Dalton Jones, 2b	0	0	0	0	Jim Kaat, p	3	0	1	0
Jim Lonborg, p	2	0	0	0	Ron Kline, p	1	0	0	0
Don McMahon, p	0	0	0	0					
Tony Horton, ph	1	0	1	0					
John Wyatt, p	0	0	0	0					
TOTALS	31	1	7	1	TOTALS	34	7	8	5

Red Sox	0	0	0	0	0	0	1	0	0	-	1
Twins	3	0	1	0	2	1	0	0	x	-	7

Red Sox	IP	H	R	ER	BB	SO
Lonborg (L)	5	6	6	4	2	6
McMahon	2	2	1	0	0	2
Wyatt	1	0	0	0	0	2

Twins	IP	H	R	ER	BB	SO
Katt (W)	7	5	1	1	2	2
Kline	2	2	0	0	1	0

E: Yastrzemski, Foy, Petrocelli, Andrews. DP: Twins 2. LOB: Red Sox 6, Twins 6. 2B: Petrocelli, R. Smith, Horton. HR: Killebrew, Petrocelli. SB: Carew. SH: Tovar. WP: Kaat. T: 1:55. A: 1,841.

Red Sox committed four errors that led to three unearned runs, including two of the Twins runs in the first inning, in the first game of the spring to be televised in Boston (on Channel 5, the first of their 57 broadcasts this season)...²⁷ The game was completed in a brisk 1:55... Tinker Field was named after Joe Tinker, of "Tinker-to-Evers-to-Chance" fame. Tinker became a real estate developer/speculator in Florida in the 1920's after retiring from baseball.

Atlanta Braves vs. Boston Red Sox

Monday, March 27, 1967

Chain O'Lakes Park, Winter Haven, Florida

Braves	AB	R	H	RBI	Red Sox	AB	R	H	RBI
Denis Menke, ss	3	1	2	1	Reggie Smith, cf-2b	5	0	2	1
Felipe Alou, 1b	5	1	2	1	Joe Foy, 3b	3	0	0	0
Hank Aaron, rf	4	1	1	0	Carl Yastrzemski, lf	4	0	0	0
Mack Jones, cf	4	1	1	1	Tony Horton, 1b	3	0	1	0
Rico Carty, lf	3	1	3	1	Don Demeter, rf	4	0	0	0
Mike Lum, lf	1	0	0	0	Dalton Jones, 2b	3	0	1	0
Clete Boyer, 3b	3	1	1	2	Dan Osinski, p	0	0	0	0
John Hoffman, c	4	0	0	0	Don McMahon, p	0	0	0	0
Woody Woodward, 2b	4	0	1	0	Rico Petrocelli, ph	1	0	0	0
Pat Jarvis, p	2	0	0	0	Mike Ryan, c	4	0	2	0
Ty Cline, ph	1	0	0	0	Al Lehrer, ss	3	1	0	0
Cecil Upshaw, p	1	0	0	0	Russ Gibson, ph	1	0	0	0
					Hank Fischer, p	2	0	0	0
					Galen Cisco, p	0	0	0	0
					George Thomas, cf	2	0	1	0
TOTALS	35	6	11	6	TOTALS	35	1	7	1

Braves	0	0	1	0	0	3	0	2	0	-	6
Red Sox	0	0	0	0	1	0	0	0	0	-	1

Braves	IP	H	R	ER	BB	SO
Jarvis (W)	6	3	1	0	2	5
Upshaw	3	4	0	0	0	2

Red Sox	IP	H	R	ER	BB	SO
Fischer (L)	6	8	4	4	1	4
Cisco	1	1	0	0	1	0
Osinski	1	2	2	2	0	1
McMahon	1	0	0	0	1	1

E: Foy, Menke, Hoffman. DP: Red Sox 2. LOB: Braves 5, Red Sox 9. 2B: D. Jones, R. Smith. HR: Alou, Menke, M. Jones, Carty, Boyer. SB: Lehrer. PB: Ryan, Hoffman. T: 2:09. A: 1,269.

All of the Braves runs were produced by home runs... Rico Petrocelli and George Thomas were in the original starting lineup, but Dick Williams had allowed them to drive their wives to the airport in Tampa so they could fly home to Boston. When the flight was delayed, the duo stayed at the airport for an hour instead of immediately driving back; they arrived in Winter Haven in time for the seventh inning... Jose Santiago was scheduled to start for the Red Sox but got hit in the hand while doing some bunting practice prior to the game... Tony Conigliaro took batting practice and declared himself pain free.²⁸

Chicago White Sox vs. Boston Red Sox

Tuesday, March 28, 1967

Chain O'Lakes Park, Winter Haven, Florida

Rained out

Boston Red Sox vs. St. Louis Cardinals

Wednesday, March 29, 1967

Al Lang Stadium, St. Petersburg, Florida

Red Sox	AB	R	H	RBI	Cardinals	AB	R	H	RBI
Jose Tartabull, cf	5	2	2	0	Bobby Tolan, lf-1b-cf	5	1	1	0
Reggie Smith, 2b	4	2	2	1	Curt Flood, cf	3	1	2	1
Carl Yastrzemski, lf	4	3	2	6	Hal Woodeshick, p	0	0	0	0
Joe Foy, 3b	5	0	1	3	Ron Willis, p	0	0	0	0
George Thomas, rf	3	0	1	0	Ed Spiezio, ph	1	0	0	0
Rico Petrocelli, ss	5	0	1	0	Wayne Granger, p	0	0	0	0
Tony Horton, 1b	5	0	0	0	Phil Gagliano, p	1	0	0	0
Bob Tillman, c	5	1	3	0	Alex Johnson, rf	4	0	0	1
Billy Rohr, p	1	0	0	0	Orlando Cepeda, 1b	1	2	1	1
Al Lehrer, ph ²⁹	0	1	0	0	Ted Savage, lf	2	1	1	0
Darrell Brandon, p	1	1	0	0	Mike Shannon, 3b	5	2	4	4
George Scott, ph	1	0	0	0	John Romano, c	2	0	0	0
John Wyatt, p	0	0	0	0	Tim McCarver, c	2	0	1	1
					Julian Javier, 2b	2	0	0	0
					Jimmy Williams, ss	2	0	0	0
					Dal Maxvill, ss-2b	4	1	1	0
					Al Jackson, p	2	1	1	0
					Tito Francona, 1b	2	0	1	1
TOTALS	39	10	12	10	TOTALS	38	9	13	9

Red Sox	0	0	2	0	3	5	0	0	0	-	10
Cardinals	3	0	2	2	0	0	0	1	1	-	9

Red Sox	IP	H	R	ER	BB	SO
Rohr	4	8	7	7	2	4
Brandon (W)	4	3	1	1	1	0
Wyatt	1	2	1	1	1	0

Cardinals	IP	H	R	ER	BB	SO
Jackson	5	7	5	5	2	5
Woodeshick (L)	0.1	2	5	5	3	0
Willis	0.2	1	0	0	1	1
Granger	3	2	0	0	0	2

E: Tillman, Francona. DP: Red Sox 1. LOB: Red Sox 8, Cardinals 6. 2B: R. Smith, Foy. 3B: Francona. HR: Yastrzemski 2, Shannon 2, Cepeda. SF: Johnson. T: 2:49. A: 1,970.

Carl Yastrzemski hit a two-run home run in the third, a three-run shot in the fifth, and saved the game by making a running over the shoulder catch of a deep drive by Jimmy Williams with two on and two out in the ninth. "If I had been playing him like a normal right hand hitter I wouldn't have been able to catch up with the ball [in left center], Yaz explained afterwards. "[But] the pitch before, he hit a foul ball to right field. So I shaded him about three or four steps that way just before the next pitch."³⁰ Boston pulled ahead in the sixth courtesy of back-to-back walks to Reggie Smith and Yastrzemski with the bases loaded, followed by a bases clearing double by Joe Foy... Jimmy Williams was originally signed by the Red Sox in 1964 before being drafted by the Cardinals in the 1965 Rule 5 draft; he would later manage the Red Sox from 1997 to 2001... Tito Francona, the father of another future Red Sox manager, Terry Francona, would be sold by the Cardinals to the Phillies before the start of the season... When the Red Sox and Cardinals later met in the 1967 World Series, 19 of these players would participate, including 8 members of the Red Sox.

Boston Red Sox vs. Baltimore Orioles

Thursday, March 30, 1967

Miami Stadium, Miami, Florida

Red Sox	AB	R	H	RBI	Orioles	AB	R	H	RBI
Reggie Smith, 2b	4	0	0	0	Curt Blefary, lf	3	0	1	0
Joe Foy, 3b	3	0	1	0	Mark Belanger, ss	4	0	0	0
Carl Yastrzemski, lf	2	0	0	0	Frank Robinson, rf	4	0	0	0
Jose Tartabull, pr-rf	1	1	0	0	Brooks Robinson, 3b	3	0	0	0
Tony Conigliaro, rf	2	0	1	1	Boog Powell, 1b	3	0	0	0
Hank Fischer, p	1	0	0	0	Davey Johnson, 2b	3	0	1	0
George Scott, 1b	2	0	1	0	Paul Blair, cf	2	0	1	0
George Thomas, cf	3	0	0	0	Andy Etchebarren, c	3	0	0	0
Rico Petrocelli, ss	3	0	0	0	Dave McNally, p	1	0	0	0
Russ Gibson, c	4	0	0	0	Steve Barber, p	1	0	0	0
Lee Stange, p	2	0	0	0	Charlie Lau, ph	1	0	0	0
Don Demeter, lf	1	0	1	0	Gene Brabender, p	0	0	0	0
TOTALS	28	1	4	1	TOTALS	28	0	3	0

Red Sox	0	0	0	0	0	1	0	0	0	-	1
Orioles	0	0	0	0	0	0	0	0	0	-	0

Red Sox	IP	H	R	ER	BB	SO
Stange (W)	5	2	0	0	1	2
Fischer	4	1	0	0	1	2

Orioles	IP	H	R	ER	BB	SO
McNally	5	1	0	0	3	3
Barber (L)	3	3	1	1	1	2
Brabender	1	0	0	0	1	1

E: None. DP: Red Sox 1, Orioles 1. LOB: Red Sox 7, Orioles 3. 2B: Scott, Conigliaro. SH: Petrocelli. HBP: by Barber (Yastrzemski). WP: Brabender. T: 2:18. A: 1,205.

Tony Conigliaro returned to the lineup and hit an RBI double as the Red Sox won 1-0. Pinch-runner Jose Tartabull scored the run; he had replaced Carl Yastrzemski after Yaz got hit in the hands by a Steve Barber pitch... Veteran backup catcher Charlie Lau was beginning his final season in the majors, and would be sold to the Atlanta Braves on May 31. Lau later become a well-known hitting coach for the Orioles, A's, Royals, Yankees, and White Sox. He also co-wrote two books on hitting and helped produce a video on the subject before dying of cancer in 1984 at the age of 50.³¹ ... The Red Sox left for the Virgin Islands immediately after the game.³²

The Boston Red Sox' next two exhibition games were played in the Virgin Islands as part of the "Golden Jubilee" celebration of the 50th anniversary of the purchase of the Virgin Islands by the United States from Denmark. The official transfer of the islands, in exchange for \$25 million, had taken place on March 31, 1917,³³ and the series between the Red Sox and New York Yankees represented the first major league baseball games ever hosted on the islands.

The games were planned by former major leaguer and St. Croix resident Valmy Thomas, and were sponsored by Bob Leith, owner of the San Juan Senadores in the Puerto Rican Professional Baseball League (*Liga de Béisbol Profesional de Puerto Rico*, which played its games during the winter), who promoted sporting events in addition to his day job as an executive with a local shipping company.³⁴ Leith was involved in the promotion of five games overall that weekend. While the Red Sox and Yankees were playing in St. Croix and St. Thomas, the Pittsburgh Pirates, featuring Puerto Rico-native Roberto Clemente, would take on the defending World Series champion Baltimore Orioles in Ponce and San Juan in Puerto Rico. Then, on Sunday, April 2, the Pirates would face the Yankees in San Juan. Leith's friendship with

former Yankee Phil Rizzuto, who served as a broadcaster for the Senadores games during the winter ball season, provided the promoter with several major league contacts and paid dividends in another way: Rizzuto and fellow Yankees radio announcers Jerry Coleman and Joe Garagiola broadcasted all three Yankees games back to New York on WHN radio.³⁵ Booking games with Clemente as the star attraction was an obvious choice, especially since Clemente played for Leith's team during winter ball; inviting the Orioles, who had sent several of their players to the Ponce Lions during the previous winter (along with their AAA manager, Earl Weaver) was an equally wise decision.³⁶

While the Orioles swept the Pirates 8-4 and 3-1, with Clemente sitting out the first game with back trouble before collecting a single and a double in two at-bats on Saturday, the Red Sox and Yankees split their two games.³⁷ On Friday, 4100 fans crowded into Paul E. Joseph Stadium and watched as St. Croix-native Horace Clarke was presented with a white Ford Mustang before the game (ironically, Clarke did not know how to drive, so he gave the car to his father).³⁸ The Yankees had been delayed in Miami due to mechanical problems with their plane, but Mel Stottlemire outdueled Jim Lonborg as a sleep-deprived New York team won 3-1.³⁹ Boston's only run came home on an RBI double by Carl Yastrzemski in the eighth inning off reliever Steve Hamilton. In between innings, the local high school marching band entertained the crowd.⁴⁰ The stadium hosted a variety of events throughout the year, including an annual donkey race on Washington's Birthday,⁴¹ and despite the government's investment of \$20,000 in "extensive renovations"⁴² to the facility (and the Lionel Roberts Stadium in St. Thomas), it was not quite major-league ready. Instead of using their cramped locker rooms, the Yankees, who stayed at the Americana Hotel in Isla Verde, Puerto Rico throughout the weekend, chose to change into their uniforms back at their hotel and wore them on their short flights to and from both games in the Virgin Islands.⁴³

Boston Red Sox vs. New York Yankees

Friday, March 31, 1967

Paul E. Joseph Stadium, Frederiksted, St. Croix, Virgin Islands

Red Sox				Yankees					
AB	R	H	RBI	AB	R	H	RBI		
Jose Tartabull, cf	3	0	0	0	Horace Clarke, 2b	4	0	2	0
Joe Foy, 3b	3	0	0	0	Bill Robinson, lf	4	0	1	1
Dalton Jones, 3b	1	1	1	0	Mickey Mantle, 1b	3	0	0	0
Carl Yastrzemski, lf	3	0	0	0	Joe Pepitone, cf	3	0	0	0
Don Demeter, lf	1	0	1	1	Steve Whitaker, rf	2	1	1	1
Tony Conigliaro, rf	2	0	0	0	Charley Smith, 3b	3	1	1	0
George Thomas, rf	1	0	0	0	Mike Ferraro, 3b	0	0	0	0
George Scott, 1b	3	0	0	0	Elston Howard, c	3	0	1	1
Tony Horton, 1b	1	0	0	0	Steve Hamilton, p	0	0	0	0
Reggie Smith, 2b	4	0	1	0	Ruben Amaro, ss	2	1	0	0
Rico Petrocelli, ss	3	0	1	0	Mel Stottlemire, p	2	0	0	0
Al Lehrer, ss	1	0	0	0	Billy Bryan, c	1	0	0	0
Mike Ryan, c	2	0	0	0					
Jim Lonborg, p	2	0	0	0					
Russ Gibson, ph	1	0	0	0					
Jerry Stephenson, p	0	0	0	0					
TOTALS	31	1	4	1	TOTALS	27	3	6	3

Red Sox	0	0	0	0	0	0	0	0	1	-	1
Yankees	0	1	0	1	0	0	0	0	1	x	3

Red Sox		IP	H	R	ER	BB	SO
Lonborg (L)		7	4	2	2	1	2
Stephenson		1	2	1	1	1	1

Yankees		IP	H	R	ER	BB	SO
Stottlemire (W)		7	2	0	0	3	6
Hamilton		2	2	1	1	0	1

E: None. DP: Red Sox 3. LOB: Red Sox 6, Yankees 3. 2B: R. Smith, Petrocelli, Jones, Demeter. HR: Whitaker. HBP: by Lonborg (Whitaker). WP: Lonborg. T: 1:50. A: 4,100.

The brief series shifted to St. Thomas on Saturday, where the festive atmosphere continued. The players traveled to the stadium in convertibles through a four-mile motorcade from the airport, and a steel drum band performed calypso music to greet them. Over 5000 fans, who paid either \$1.50, \$3.50, or \$5 a ticket,⁴⁴ plus several hundred children who were admitted free,⁴⁵ watched as the teams combined for five home runs in a 13-4 Red Sox victory. Jose Tartabull took advantage of the stadium's short 250-foot fence in right field, leading off the first-inning with a homer that landed in the court yard of the adjacent pink-and-white Knud Hansen Hospital (where some nurses and patients were watching the game). In contrast, Rico Petrocelli's go-ahead blast in the sixth was hardly a cheap homer – the ball traveled 420 feet to left.⁴⁶

Finally, on Sunday, the Yankees played the Pirates in San Juan. For the second straight day, the 22,000-seat Hiram Bithorn Stadium was less than half full, possibly a result of high ticket prices (top price \$10). The Pirates won 9-3 with Donn Clendenon hitting a pair of home runs including a three-run shot in the top of the first. Mickey Mantle responded with a two run homer to left in the bottom of the inning, his first of the spring, but Pittsburgh ended up scoring seven runs off New York starter Al Downing and two more off a rehabbing Whitey Ford.⁴⁷

New York Yankees vs. Boston Red Sox

Saturday, April 1, 1967

Lionel Roberts Stadium, Charlotte Amalie, St. Thomas, Virgin Islands

Yankees	AB	R	H	RBI	Red Sox	AB	R	H	RBI
Horace Clarke, 2b	4	0	1	0	Jose Tartabull, cf	3	3	2	1
Bill Robinson, lf	4	0	0	0	Joe Foy, 3b	5	1	2	2
Mickey Mantle, 1b	4	0	1	0	Al Lehrer, pr-3b	1	1	0	0
Joe Pepitone, cf	5	1	1	1	Carl Yastrzemski, lf	4	3	3	5
Charley Smith, 3b	2	1	0	0	Don Demeter, lf	0	0	0	0
Thad Tillotson, p	0	0	0	0	Tony Conigliaro, rf	3	0	1	1
Chi-Chi Olivo, p	0	0	0	0	George Thomas, rf	1	0	0	0
Ray Barker, ph	1	0	1	0	George Scott, 1b	5	1	2	0
Elston Howard, c	3	1	2	1	Don McMahon, p	0	0	0	0
Stan Bahnsen, p	0	0	0	0	Reggie Smith, 2b	5	1	2	0
Mike Ferraro, ph-3b	2	0	0	0	Rico Petrocelli, ss	5	1	1	2
Steve Whitaker, rf	3	0	0	0	Bob Tillman, c	4	2	2	0
Dick Howser, ss	2	0	0	1	Bill Landis, p	1	0	0	0
Fred Talbot, p	1	0	0	0	Dalton Jones, ph	1	0	0	0
Jake Gibbs, ph-c	2	1	1	1	Gary Waslewski, p	1	0	0	0
Roy White, ph	0	0	0	0	Tony Horton, ph-1b	1	0	1	1
TOTALS	33	4	7	4	TOTALS	40	13	16	12

Yankees	0	1	0	1	0	1	1	0	0	-	4
Red Sox	2	0	0	0	0	6	5	0	x	-	13

Yankees	IP	H	R	ER	BB	SO
Talbot	5	4	2	2	2	1
Bahnsen (L)	1	6	6	6	1	1
Tillotson	1	5	5	5	1	1
Olivo	1	1	0	0	1	0

Red Sox	IP	H	R	ER	BB	SO
Landis	4	3	2	2	4	1
Waslewski (W)	3	3	2	2	4	3
McMahon	2	1	0	0	0	0

E: Clarke, Ferraro. LOB: Yankees 11, Red Sox 10. 2B: Howard 2, Foy, Conigliaro, Tillman. HR: Pepitone, Gibbs, Tartabull, Yastrzemski, Petrocelli. SB: Foy. SF: Howser, Horton. HBP: by Talbot (Conigliaro). WP: Landis. T: 2:50. A: 5,200.

Boston Red Sox vs. New York Mets

Sunday, April 2, 1967

Al Lang Field, St. Petersburg, Florida

Red Sox	AB	R	H	RBI	Mets	AB	R	H	RBI
Jose Tartabull, cf	5	1	1	0	Sandy Alomar, ss	3	1	1	0
Joe Foy, 3b	2	0	1	0	Don Bosch, cf	2	1	0	0
George Thomas, 3b-rf	1	2	1	0	Ken Boyer, 3b	4	0	1	0
Carl Yastrzemski, lf	3	1	0	0	Bart Shirley, pr-3b	0	0	0	0
Don Demeter, lf	2	0	0	0	Tommy Davis, lf	3	0	2	1
Tony Conigliaro, rf	3	0	1	0	Larry Stahl, pr-lf	0	0	0	0
Tony Horton, pr-1b	1	1	1	2	Ron Swoboda, 1b	3	0	0	1
George Scott, 1b-3b	4	2	2	3	Tommie Reynolds, rf	2	0	0	0
Reggie Smith, 2b	3	1	2	2	Johnny Lewis, ph-rf	2	0	0	0
Dalton Jones, 2b	0	0	0	0	Jerry Buchek, 2b-3b	4	0	1	0
Rico Petrocelli, ss	3	0	0	0	Jerry Grote, c	1	0	0	0
Al Lehrer, ss	0	0	0	0	John Sullivan, ph-c	2	0	0	0
Russ Gibson, c	4	0	2	1	Jack Fisher, p	2	0	0	0
Bill Rohr, p	2	0	0	0	Chuck Hiller, ph	1	0	0	0
Galen Cisco, p	2	0	0	0	Chuck Estrada, p	0	0	0	0
John Wyatt, p	0	0	0	0	Ed Kranepool, ph	1	0	0	0
TOTALS	35	8	11	8	TOTALS	30	2	5	2

Red Sox	0	1	0	0	0	3	0	2	2	-	8
Mets	1	0	0	0	0	0	0	1	0	-	2

Red Sox	IP	H	R	ER	BB	SO
Rohr	4	2	1	1	4	1
Cisco (W)	4	3	1	1	1	1
Wyatt	1	0	0	0	0	1

Mets	IP	H	R	ER	BB	SO
Fisher (L)	7	7	4	4	2	3
Estrada	2	4	4	3	3	1

E: Swoboda. DP: Red Sox 1, Mets 1. LOB: Red Sox 6, Mets 1. 2B: Scott, R. Smith, Tartabull, Thomas, Buchek. HR: Scott, R. Smith. SB: Tartabull. SF: Scott, Swoboda. T: 2:30. A: 1,982.

George Scott and Reggie Smith hit back-to-back home runs in the sixth to put the Red Sox ahead for good. Scott added a double and a sacrifice fly in the eighth, raising his spring average to .301; Smith also drove in Scott for Boston's first run of the game with a single and was now batting .292...⁴⁸ Jack Fisher, who took the loss, was best known for surrendering the final home run of Ted Williams's career in 1960 and, a year later, Roger Maris's record-tying 60th home run of the season.

Boston Red Sox vs. Pittsburgh Pirates

Tuesday, April 4, 1967

Terry Field, Ft. Myers, Florida

Red Sox	AB	R	H	RBI	Pirates	AB	R	H	RBI
Jose Tartabull, cf	5	0	2	0	Matty Alou, cf	3	1	2	0
Joe Foy, 3b	4	0	0	0	George Spriggs, rf	4	1	2	2
Carl Yastrzemski, lf	3	0	0	0	Manny Mota, lf	4	0	1	1
Tony Conigliaro, rf	3	0	1	0	Donn Clendenon, 1b	2	0	0	0
George Scott, 1b-3b	4	0	0	0	Jerry May, 1b	2	0	0	0
Reggie Smith, 2b	3	1	0	0	Bill Mazerowski, 2b	2	0	0	0
Rico Petrocelli, ss	4	0	1	0	Dennis Ribant, p	1	0	0	0
Mike Ryan, c	3	0	0	0	Gene Alley, ss	3	0	0	0
Dalton Jones, ph	1	0	1	1	Andre Rodgers, 3b-2b	2	0	0	0
Darrell Brandon, p	2	0	0	0	Jim Pagliaroni, c	2	0	1	0
Dennis Bennett, p	0	0	0	0	Hal Smith, c	1	1	1	0
Russ Gibson, ph	1	0	0	0	Tommie Sisk, p	1	0	0	0
					Jose Pagan, 3b	2	0	0	0
TOTALS	33	1	5	1	TOTALS	29	3	7	3

Red Sox	0	0	0	0	0	0	0	1	-	1
Pirates	0	0	0	0	0	0	3	x	-	3

Red Sox	IP	H	R	ER	BB	SO
Brandon	7	4	0	0	1	2
Bennett (L)	1	3	3	3	0	0

Pirates	IP	H	R	ER	BB	SO
Sisk	5	1	0	0	3	2
Ribant (W)	4	4	1	0	1	1

E: Clendenon, Foy, Scott, Pagan, May, Rodgers. DP: Red Sox 2, Pirates 1. LOB: Red Sox 10, Pirates 4. 3B: Spriggs. SH: Foy. HBP by Bennett (Alou). T: 2:00. A: 1,519.

Carl Yastrzemski was having a remarkable spring, but today he misplayed a line drive by the Pirates' George Spriggs to left-center, turning a single into a two-run triple by failing to make a shoestring catch and allowing the ball to get by him. Dick Williams publicly blamed Dennis Bennett for hanging a curve ball to Spriggs, but Yaz also second-guessed himself on the play. "I gambled and lost. I could've played it on the hop for a single, but they would have scored a run. In the eighth inning of a scoreless game you have to try to make the out."⁴⁹... Hal Smith scored the first of the two runs. The 35-year-old Smith was a member of Manager Harry Walker's coaching staff and his presence in this game was seen as a sign that Walker was dissatisfied with his regular catchers...⁵⁰ Spriggs would be drafted by the Red Sox in the Rule 5 draft after the 1967 season, but was then returned to the Pirates before the 1968 season began.

Washington Senators vs. Boston Red Sox

Wednesday, April 5, 1967

Chain O'Lakes Park, Winter Haven, Florida

Senators	AB	R	H	RBI	Red Sox	AB	R	H	RBI
Ed Brinkman, ss	3	1	0	0	Jose Tartabull, cf	4	0	1	0
Bernie Allen, 2b	5	0	0	0	Reggie Smith, 2b	3	0	0	0
Fred Valentine, cf	3	0	1	0	Mike Andrews, 2b	1	0	1	0
Hank Allen, cf	2	0	1	0	Joe Foy, 3b	4	0	0	0
Frank Howard, lf	3	0	1	0	Tony Conigliaro, rf	3	0	0	0
Cap Peterson, lf	1	0	0	0	George Scott, 1b	3	0	0	0
Jim King, rf	4	0	0	0	George Thomas, lf	2	1	1	1
Dick Nen, 1b	3	0	0	0	Rico Petrocelli, ss	2	0	0	0
Ken Harrelson, 1b	1	1	1	0	Bob Tillman, c	3	0	0	0
Ken McMullen, 3b	4	2	1	1	Jim Lonborg, p	2	0	0	0
Doug Camilli, c	4	1	3	2	Gary Waslewski, p	0	0	0	0
Pete Richert, p	2	0	0	0	Dalton Jones, ph	1	0	0	0
Bob Saverine, ph	1	0	0	0					
Bob Humphreys, p	0	0	0	0					
Bob Chance, ph	0	0	0	0					
Bob Priddy, p	0	0	0	0					
TOTALS	36	5	8	3	TOTALS	28	1	3	1

Senators	0	1	0	0	0	0	0	0	4	-	5
Red Sox	0	0	0	0	1	0	0	0	0	-	1

Senators	IP	H	R	ER	BB	SO
Richert	7	2	1	1	1	2
Humphreys (W)	1	0	0	0	1	0
Priddy	1	1	0	0	0	2

Red Sox	IP	H	R	ER	BB	SO
Lonborg	7	5	1	1	2	5
Waslewski (L)	2	3	4	1	2	1

E: Conigliaro, Andrews. DP: Senators 1. LOB: Senators 9, Red Sox 2. HR: McMullen, Thomas. WP: Waslewski 2. T: 2:05. A: 737.

The Senators pulled ahead in the ninth with the help of two wild pitches by Waslewski and errors by Tony Conigliaro and Mike Andrews, who dropped a line drive by Ken McMullen and failed to field a ground ball by Bernie Allen, respectively...⁵¹ Carl Yastrzemski missed the game with a strained back...⁵² Ken Harrelson, who began the ninth inning rally with a single to left, was sold back to the Kansas City A's in June, less than a year after being acquired from the A's for Jim Duckworth. Harrelson would be released by the A's in a salary dispute in August and was then signed by the Red Sox to fill in for the then-injured Conigliaro.

Boston Red Sox vs. Detroit Tigers

Thursday, April 6, 1967

Joker Marchant Stadium, Lakeland, Florida

Red Sox	AB	R	H	RBI	Tigers	AB	R	H	RBI
Reggie Smith, 2b	2	1	0	0	Jake Wood, 2b	4	0	0	0
Joe Foy, 3b	3	1	0	0	Don Wert, 3b	4	1	3	0
George Thomas, cf-rf	4	1	1	0	Norm Cash, 1b	3	0	0	0
Tony Conigliaro, rf	2	1	1	2	Al Kaline, rf	3	0	0	0
Jose Tartabull, cf	0	0	0	0	Hank Aguirre, p	0	0	0	0
George Scott, 1b	4	0	2	2	Fred Gladding, p	0	0	0	0
Don Demeter, lf	3	0	0	0	Willie Horton, lf	1	0	1	1
Rico Petrocelli, ss	2	0	0	0	Wayne Redmond, lf	2	0	0	0
Russ Gibson, c	4	0	0	0	Jim Northrup, cf	3	0	2	0
Bill Rohr, p	2	0	0	0	Chris Cannizzaro, c	3	0	0	0
Dalton Jones, ph	1	0	0	0	Ray Oyler, ss	3	0	1	0
Galen Cisco, p	1	0	0	0	Joe Sparma, p	1	0	0	0
					Dick Tracewski, ph	1	0	0	0
					George Korince, p	0	0	0	0
					Lenny Green, lf	1	0	0	0
TOTALS	28	4	4	4	TOTALS	29	1	7	1

Red Sox	0	0	0	0	0	3	0	1	0	-	4
Tigers	1	0	0	0	0	0	0	0	0	-	1

Red Sox	IP	H	R	ER	BB	SO
Rohr (W)	6	5	1	1	1	2
Cisco	3	2	0	0	0	1

Tigers	IP	H	R	ER	BB	SO
Sparma	5	1	0	0	3	3
Korince (L)	2	2	3	3	4	1
Aguirre	1	1	1	0	0	0
Gladding	1	0	0	0	0	1

E: Thomas, Wood, Aguirre. DP: Red Sox 3, Tigers 1. LOB: Red Sox 5, Tigers 2. 2B: Thomas, Conigliaro, Northrup. SH: Tartabull. PB: Cannizzaro. T: 2:13. A: 839.

Bill Rohr picked up his first victory of the spring with six solid innings... The Red Sox sent Jerry Stephenson, Gary Waslewski, and Al Lehrer to Toronto to reduce their roster to the opening day limit.⁵³ ... Joker Marchant Stadium had just opened a year earlier, and, with some renovations over the years, is still the Detroit Tigers spring training home today.

Red Sox Intersquad Game

Friday, April 7, 1967

Chain O'Lakes Park, Winter Haven, Florida

The starters beat the bench players 8-3 in seven innings as George Scott hit a three-run home run. After the game, Dick Williams told reporters that "We'll win more games than we lose this year."⁵⁴

Detroit Tigers vs. Boston Red Sox

Saturday, April 8, 1967

Chain O'Lakes Park, Winter Haven, Florida

Tigers					Red Sox				
	AB	R	H	RBI		AB	R	H	RBI
Dick McAuliffe, 2b	5	0	1	0	Reggie Smith, 2b-cf	4	0	3	0
Don Wert, 3b	4	0	1	1	Mike Andrews, 3b-ss	2	1	0	0
Norm Cash, 1b	3	1	1	0	Carl Yastrzemski, lf	4	0	0	0
Al Kaline, rf	3	0	0	0	Tony Conigliaro, rf	2	1	1	0
Orlando Pena, p	0	0	0	0	Jose Tartabull, rf	1	0	0	0
Jim Northrup, cf	2	0	1	1	George Scott, 1b	3	0	2	1
Gates Brown, lf	4	0	1	0	Don Demeter, 1b	1	1	1	0
Bill Freehan, c	3	0	0	0	George Thomas, cf-3b	3	1	2	1
Larry Sherry, p	0	0	0	0	Rico Petrocelli, ss	2	0	1	0
Lenny Green, lf	1	0	0	0	Dalton Jones, 2b	1	1	1	1
Dick Tracewski, ss	4	1	0	0	Russ Gibson, c	4	1	1	3
Denny McLain, p	1	0	1	0	Jim Lonborg, p	0	0	0	0
Johnny Podres, p	0	0	0	0	Jose Santiago, p	1	0	0	0
Jim Price, c	2	0	1	0	John Wyatt, p	1	0	0	0
					Joe Foy, ph	1	0	1	0
					Don McMahon, p	0	0	0	0
TOTALS	32	2	7	2	TOTALS	30	6	13	6

Tigers	0	0	0	1	1	0	0	0	0	-	2
Red Sox	1	0	1	0	0	0	0	4	x	-	6

Tigers	IP	H	R	ER	BB	SO
McLain	3	3	2	2	5	1
Podres	2	1	0	0	0	2
Sherry	2	3	0	0	0	0
Pena (L)	1	6	4	4	0	1

Red Sox	IP	H	R	ER	BB	SO
Lonborg	3	3	0	0	0	0
Santiago	3	3	2	1	2	1
Wyatt (W)	2	0	0	0	1	1
McMahon	1	1	0	0	0	0

E: Northrup, Andrews, Sherry. DP: Red Sox 1, Tigers 2. LOB: Tigers 8, Red Sox 8. 2B: Wert. 3B: Cash.
 HR: Gibson. SH: Lonborg, Andrews, Podres. SF: Thomas, Northrup. T: 2:26. A: 1,253.

Dalton Jones drove in Don Demeter in the eighth inning to give the Red Sox a 3-2 lead, then Russ Gibson hit a three run homer to cap the scoring.⁵⁵ Gibson, a Fall River, Massachusetts native, was signed by the Red Sox in 1957 and finally made the major league roster after a decade in the team's minor league system... Johnny Podres, who won the clinching Game 7 for the Brooklyn Dodgers in the 1955 World Series, was in his first spring training with the Tigers after being acquired from Los Angeles during the 1966 season.

Boston Red Sox vs. Detroit Tigers

Sunday, April 9, 1967

Joker Marchant Stadium, Lakeland, Florida

Red Sox	AB	R	H	RBI	Tigers	AB	R	H	RBI
Jose Tartabull, cf	4	0	0	0	Dick McAuliffe, 2b	4	0	1	0
Joe Foy, 3b	5	0	0	0	Don Wert, 3b	5	0	3	0
Carl Yastrzemski, lf	4	0	0	0	Norm Cash, 1b	5	0	1	0
Tony Conigliaro, rf	5	1	1	0	Al Kaline, rf	4	2	1	0
George Scott, 1b	4	1	4	0	Jim Northrup, cf	4	0	0	0
Reggie Smith, 2b	5	1	3	1	Gates Brown, lf	4	1	2	1
Rico Petrocelli, ss	4	0	1	2	Bill Freehan, c	2	1	0	0
Mike Ryan, c	2	0	0	0	Chris Cannizzaro, c	1	0	0	0
Bob Tillman, ph-c	1	0	0	0	Dick Tracewski, ss	4	0	2	3
Darrell Brandon, p	1	0	0	0	Mickey Lolich, p	0	0	0	0
Dalton Jones, ph	1	0	0	0	Jerry Lumpe, ph	1	0	0	0
Bill Rohr, p	0	0	0	0	Earl Wilson, p	1	0	0	0
Don Demeter, ph	1	0	0	0	Jake Wood, ph	1	0	0	0
Bill Landis, p	0	0	0	0	Joe Sparma, p	0	0	0	0
					Mickey Stanley, ph	1	0	0	0
					Fred Gladding, p	0	0	0	0
TOTALS	37	3	9	3	TOTALS	37	4	10	4

Red Sox	0	1	0	2	0	0	0	0	0	0	0	3
Tigers	0	0	0	3	0	0	0	0	0	0	1	4

Red Sox	IP	H	R	ER	BB	SO
Brandon	3	2	0	0	1	2
Rohr	3	4	3	3	3	0
Landis (L)	3.1	4	1	1	1	1

Tigers	IP	H	R	ER	BB	SO
Lolich	3	3	1	1	1	3
Wilson	3	3	2	2	2	1
Sparma	3	2	0	0	1	1
Gladding (W)	1	1	0	0	0	0

One out when winning run scored.

E: Freehan. DP: Red Sox 1, Tigers 1. LOB: Red Sox 9, Tigers 10. 2B: Conigliaro, Petrocelli, Brown, Tracewski, Wert, Kaline. SB: Northrup, Scott, Smith. SH: Landis. T: 2:43. A: 1,724.

Red Sox closed out spring training on a down note, as Gates Brown singled home Al Kaline with one out in the tenth inning to win the game for the Tigers. Rico Petrocelli had given Boston a 3-0 lead in the fourth with a two-run double off former Red Sox pitcher Earl Wilson, but in the bottom of the frame Bill Rohr gave up a bases-clearing double to Dick Tracewski that tied the game.⁵⁶

Part Two

The Year of Yaz



The Boston Red Sox sudden resurgence in 1967 was powered in large part by Carl Yastrzemski's Triple Crown-winning season. After hitting .278/.368/.431 with 16 HR and 80 RBI's in 1966, Yastrzemski set new career highs in four of those statistical categories in 1967 (he tied his previous high in OBP, set in 1963).

The table below presents a day-by-day view of the Red Sox season and Yastrzemski's contributions. All statistics are cumulative from the start of the season, except for the right-hand column, which presents Yastrzemski's averages over his previous 10 games. Particularly hot streaks are highlighted with gray shading: BA of .400 or above, OBP of .500 or above, or SLG of .800 or above.

Color coding is used to highlight his daily performance:

HR	Red
Base hit	Blue
Reached base safely	Green
Failed to reach base	Black
No game	Dark Gray

Date	Opp	Score	Yaz BA/HR/RBI	Red Sox W-L	Yaz BA/OBP/SLG	Yaz last 10 games BA/OBP/SLG
Tue Apr 11	CHI	<i>ppd to Apr 13</i>				
Wed Apr 12	CHI	W5-4	.000/0/0	1-0	.000/.200/.000	.000/.200/.000
Thu Apr 13	CHI	L5-8	.111/0/0	1-1	.111/.200/.111	.111/.200/.111
Fri Apr 14	@NYY	W3-0	.231/0/0	2-1	.231/.286/.231	.231/.286/.231
Sat Apr 15	@NYY	L0-1	.250/0/0	2-2	.250/.333/.250	.250/.333/.250
Sun Apr 16	@NYY	L6-7 (18)	.375/0/1	2-3	.375/.444/.583	.375/.444/.583
Mon Apr 17	<i>Day Off</i>					
Tue Apr 18	@CHI	L2-5	.357/0/1	2-4	.357/.419/.536	.357/.419/.536
Wed Apr 19	WAS	<i>ppd to Jun 11</i>				
	WAS	<i>ppd to Aug 22</i>				
Thu Apr 20	<i>Day Off</i>					
Fri Apr 21	NYY	W6-1	.355/0/2	3-4	.355/.429/.548	.355/.429/.548
Sat Apr 22	NYY	W5-4	.412/1/5	4-4	.412/.474/.676	.412/.474/.676
Sun Apr 23	NYY	L5-7	.405/2/7	4-5	.405/.463/.730	.405/.463/.730
Mon Apr 24	@WAS	W7-4	.381/2/7	5-5	.381/.435/.667	.381/.435/.667
Tue Apr 25	@WAS	W9-3	.362/2/9	6-5	.362/.412/.638	.395/.435/.698
Wed Apr 26	@WAS	<i>ppd to Jun 16</i>				
Thu Apr 27	<i>Day Off</i>					
Fri Apr 28	KCA	W3-0	.333/2/9	7-5	.333/.382/.588	.381/.422/.690
Sat Apr 29	KCA	W11-10 (15)	.316/2/9	8-5	.316/.371/.544	.341/.396/.636
Sun Apr 30	KCA	L0-1	.295/2/9	8-6	.295/.348/.508	.311/.354/.600
Mon May 1	@CAL	W4-0	.277/2/9	9-6	.277/.338/.477	.220/.273/.415
Tue May 2	@CAL	L2-3	.275/2/9	9-7	.275/.333/.478	.220/.273/.439
Wed May 3	@CAL	L1-2	.278/2/9	9-8	.278/.342/.472	.220/.273/.415

Date	Opp	Score	Yaz BA/HR/RBI	Red Sox W-L	Yaz BA/OBP/SLG	Yaz last 10 games BA/OBP/SLG
Thu May 4	Day Off					
Fri May 5	@MIN	L2-5	.267/2/9	9-9	.267/.337/.453	.146/.222/.268
Sat May 6	@MIN	L2-4	.266/2/9	9-10	.266/.333/.443	.143/.217/.190
Sun May 7	@MIN	W9-6	.266/2/9	10-10	.266/.333/.443	.135/.220/.189
Mon May 8	Day Off					
Tue May 9	@KCA	L3-4	.277/2/9	10-11	.277/.341/.446	.167/.250/.194
	@KCA	W5-2	.276/2/12	11-11	.276/.344/.448	.194/.293/.250
Wed May 10	@KCA	L4-7	.289/2/13	11-12	.289/.360/.478	.242/.342/.364
Thu May 11	Day Off					
Fri May 12	DET	L4-5	.290/2/13	11-13	.290/.365/.473	.281/.395/.406
Sat May 13	DET	L8-10	.281/2/13	11-14	.281/.367/.458	.290/.421/.419
Sun May 14	DET	W8-5	.283/3/14	12-14	.283/.372/.485	.300/.447/.500
	DET	W13-9	.288/4/16	13-14	.288/.373/.510	.313/.436/.594
Mon May 15	BAL	ppd to Jul 13				
Tue May 16	BAL	L5-8	.290/5/17	13-15	.290/.377/.533	.344/.462/.719
Wed May 17	BAL	L8-12	.297/7/21	13-16	.297/.386/.586	.375/.500/.938
Thu May 18	Day Off					
Fri May 19	CLE	W3-2	.304/7/21	14-16	.304/.389/.591	.389/.500/.917
Sat May 20	CLE	L3-5 (10)	.294/7/21	14-17	.294/.382/.571	.333/.467/.861
Sun May 21	CLE	W4-3	.293/7/23	15-17	.293/.379/.577	.333/.455/.889
	CLE	W6-2	.302/7/25	16-17	.302/.389/.579	.333/.455/.833
Mon May 22	Day Off					
Tue May 23	@DET	W5-2	.300/8/27	17-17	.300/.385/.592	.324/.432/.892
Wed May 24	@DET	W1-0	.295/8/27	18-17	.295/.388/.583	.333/.442/.917
Thu May 25	@DET	L3-9	.289/8/27	18-18	.289/.385/.570	.306/.419/.806
Fri May 26	@BAL	L3-4	.281/8/28	18-19	.281/.375/.554	.257/.381/.686
Sat May 27	@BAL	L0-10	.284/8/28	18-20	.284/.380/.553	.265/.390/.618
Sun May 28	@BAL	W4-3	.278/8/29	19-20	.278/.375/.542	.212/.341/.394
Mon May 29	Day Off					
Tue May 30	CAL	W5-4	.281/8/29	20-20	.281/.384/.541	.194/.366/.355
	CAL	W6-1	.287/8/29	21-20	.287/.386/.540	.258/.400/.419
Wed May 31	MIN	W3-2	.299/10/31	22-20	.299/.394/.584	.323/.450/.613
Thu Jun 1	MIN	L0-4	.297/10/31	22-21	.297/.391/.576	.281/.400/.563
Fri Jun 2	@CLE	W2-1	.300/11/33	23-21	.300/.399/.594	.300/.450/.600
Sat Jun 3	@CLE	W6-2	.301/11/33	24-21	.301/.401/.595	.323/.450/.645
Sun Jun 4	@CLE	L0-3	.305/11/33	24-22	.305/.403/.599	.375/.475/.719
Mon Jun 5	Day Off					
Tue Jun 6	@CHI	L3-5	.304/11/33	24-23	.304/.403/.591	.406/.512/.750
Wed Jun 7	@CHI	ppd to Jun 8				

Date	Opp	Score	Yaz BA/HR/RBI	Red Sox W-L	Yaz BA/OBP/SLG	Yaz last 10 games BA/OBP/SLG
	@CHI	<i>ppd to Aug 25</i>				
Thu Jun 8	@CHI	L2-5	.309/11/34	24-24	.309/.405/.594	.412/.500/.765
	@CHI	W7-3	.322/12/36	25-24	.322/.414/.617	.500/.571/.917
Fri Jun 9	WAS	W8-7	.328/14/39	26-24	.328/.421/.650	.514/.571/1.081
Sat Jun 10	WAS	L3-7	.330/14/39	26-25	.330/.427/.654	.514/.595/1.143
Sun Jun 11	WAS	W4-3	.324/14/39	27-25	.324/.423/.644	.441/.548/.912
	WAS	L7-8	.326/14/40	27-26	.326/.424/.647	.469/.575/1.000
Mon Jun 12	NYN	W3-1	.326/14/40	28-26	.326/.425/.642	.455/.550/.879
Tue Jun 13	NYN	L3-5	.327/14/40	28-27	.327/.427/.638	.455/.550/.848
Wed Jun 14	CHI	L7-8	.320/14/41	28-28	.320/.422/.625	.394/.512/.758
	CHI	W6-1	.324/15/42	29-28	.324/.423/.637	.424/.525/.879
Thu Jun 15	CHI	W2-1 (11)	.321/15/42	30-28	.321/.419/.627	.382/.488/.794
Fri Jun 16	@WAS	L0-1	.329/15/42	30-29	.329/.424/.629	.364/.475/.697
	@WAS	L3-4	.329/15/42	30-30	.329/.425/.625	.333/.450/.485
Sat Jun 17	@WAS	W5-1	.326/15/44	31-30	.326/.421/.620	.306/.390/.444
Sun Jun 18	@WAS	L2-3 (10)	.326/16/46	31-31	.326/.422/.629	.333/.415/.556
Mon Jun 19	@NYN	<i>ppd to Jun 22</i>				
Tue Jun 20	@NYN	W7-1	.326/17/47	32-31	.326/.425/.639	.324/.432/.595
Wed Jun 21	@NYN	W8-1	.333/17/50	33-31	.333/.430/.641	.368/.455/.632
Thu Jun 22	@NYN	<i>ppd to Aug 29</i>				
Fri Jun 23	CLE	W8-4	.338/17/51	34-31	.338/.435/.645	.395/.477/.684
Sat Jun 24	CLE	L2-3	.336/17/51	34-32	.336/.432/.639	.421/.488/.711
Sun Jun 25	CLE	W8-3	.336/18/53	35-32	.336/.433/.647	.405/.488/.703
Mon Jun 26	@MIN	L1-2	<i>DNP</i>	35-33	<i>DNP</i>	<i>DNP</i>
Tue Jun 27	@MIN	W3-2	.336/18/53	36-33	.336/.432/.643	.429/.512/.743
Wed Jun 28	@MIN	L2-3	.335/18/53	36-34	.335/.430/.637	.371/.463/.686
Thu Jun 29	<i>Day Off</i>					
Fri Jun 30	@KCA	W5-3	.331/18/53	37-34	.331/.427/.629	.343/.439/.657
Sat Jul 1	@KCA	W10-2	.332/18/53	38-34	.332/.431/.628	.375/.500/.688
Sun Jul 2	@KCA	W2-1	.327/18/53	39-34	.327/.426/.619	.333/.450/.545
Mon Jul 3	@CAL	W9-3	.326/18/54	40-34	.326/.425/.613	.324/.425/.441
Tue Jul 4	@CAL	L3-4	.322/18/54	40-35	.322/.423/.606	.242/.375/.364
Wed Jul 5	@CAL	L3-4	.318/18/54	40-36	.318/.421/.599	.182/.325/.273
Thu Jul 6	<i>Day Off</i>					
Fri Jul 7	@DET	L4-5 (11)	.313/18/54	40-37	.313/.414/.588	.147/.293/.235
Sat Jul 8	@DET	L0-2	.315/18/54	40-38	.315/.415/.591	.171/.293/.200
Sun Jul 9	@DET	L4-10	.321/18/55	40-39	.321/.419/.593	.222/.333/.250
	@DET	W3-0	.324/19/56	41-39	.324/.420/.602	.250/.357/.361
Mon Jul 10	<i>Day Off</i>					

Date	Opp	Score	Yaz BA/HR/RBI	Red Sox W-L	Yaz BA/OBP/SLG	Yaz last 10 games BA/OBP/SLG	
Tue Jul 11	<i>All-Star Game at Anaheim</i>						
Wed Jul 12	<i>Day Off</i>						
Thu Jul 13	BAL	W4-2	.321/19/56	42-39	.321/.418/.596	.250/.357/.361	
	BAL	L0-10	.320/19/56	42-40	.320/.416/.591	.237/.310/.342	
Fri Jul 14	BAL	W11-5	.325/20/58	43-40	.325/.420/.607	.316/.381/.526	
Sat Jul 15	BAL	W5-1	.326/20/60	44-40	.326/.418/.604	.324/.366/.541	
Sun Jul 16	DET	W9-5	.326/21/62	45-40	.326/.416/.611	.351/.366/.649	
Mon Jul 17	DET	W7-1	.328/22/65	46-40	.328/.417/.623	.395/.390/.789	
Tue Jul 18	@BAL	W6-2	.324/22/65	47-40	.324/.413/.615	.405/.400/.811	
Wed Jul 19	@BAL	W6-4	.324/22/65	48-40	.324/.414/.612	.389/.400/.778	
Thu Jul 20	@BAL	<i>ppd to Sep 22</i>					
Fri Jul 21	@CLE	W6-2	.320/22/65	49-40	.320/.409/.604	.306/.325/.694	
Sat Jul 22	@CLE	W4-0	.320/23/66	50-40	.320/.410/.611	.286/.325/.686	
Sun Jul 23	@CLE	W8-5	.320/24/67	51-40	.320/.411/.618	.314/.350/.800	
	@CLE	W5-1	.325/24/67	52-40	.325/.415/.620	.371/.400/.857	
Mon Jul 24	<i>Day Off</i>						
Tue Jul 25	CAL	L4-6	.327/24/68	52-41	.327/.417/.618	.343/.390/.714	
Wed Jul 26	CAL	W9-6	.326/24/71	53-41	.326/.415/.617	.333/.390/.722	
Thu Jul 27	CAL	W6-5 (10)	.325/25/72	54-41	.325/.414/.621	.324/.390/.703	
Fri Jul 28	MIN	L2-9	.327/25/72	54-42	.327/.415/.620	.324/.390/.595	
Sat Jul 29	MIN	W6-3	.326/25/72	55-42	.326/.412/.614	.342/.405/.605	
	MIN	L3-10	.323/25/72	55-43	.323/.409/.609	.316/.366/.579	
Sun Jul 30	MIN	L5-7	.321/25/72	55-44	.321/.406/.603	.333/.381/.590	
Mon Jul 31	MIN	W4-0	.322/26/75	56-44	.322/.410/.611	.342/.405/.605	
Tue Aug 1	KCA	L3-4	.321/27/78	56-45	.321/.408/.615	.333/.381/.590	
	KCA	W8-3	.318/27/78	57-45	.318/.406/.608	.256/.326/.513	
Wed Aug 2	KCA	L6-8	.320/27/78	57-46	.320/.407/.610	.256/.310/.538	
Thu Aug 3	KCA	W5-3	.321/27/78	58-46	.321/.406/.610	.275/.326/.550	
Fri Aug 4	@MIN	L0-3	.323/27/78	58-47	.323/.407/.608	.300/.349/.500	
Sat Aug 5	@MIN	L1-2	.319/27/78	58-48	.319/.404/.602	.250/.302/.450	
Sun Aug 6	@MIN	L0-2 (5)	.318/27/78	58-49	.318/.402/.599	.243/.300/.459	
Mon Aug 7	<i>Day Off</i>						
Tue Aug 8	@KCA	L3-5	.320/27/78	58-50	.320/.403/.598	.289/.341/.500	
	@KCA	W7-5	.321/27/79	59-50	.321/.405/.599	.324/.390/.568	
Wed Aug 9	@KCA	W5-1	.319/27/79	60-50	.319/.404/.595	.289/.341/.447	
Thu Aug 10	<i>Day Off</i>						
Fri Aug 11	@CAL	L0-1	.316/27/79	60-51	.316/.400/.589	.263/.317/.342	
Sat Aug 12	@CAL	L1-2	.315/27/79	60-52	.315/.399/.588	.289/.325/.395	
Sun Aug 13	@CAL	L2-3	.317/27/79	60-53	.317/.400/.587	.289/.325/.368	

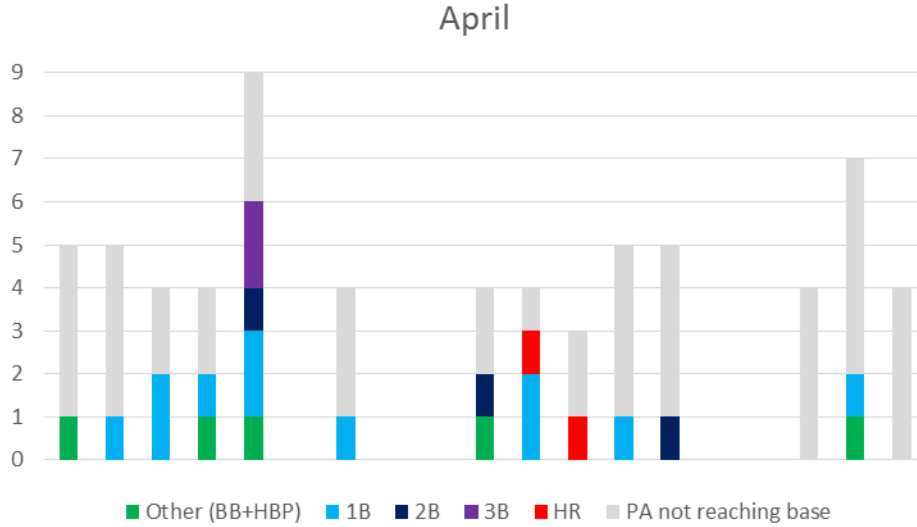
Date	Opp	Score	Yaz BA/HR/RBI	Red Sox W-L	Yaz BA/OBP/SLG	Yaz last 10 games BA/OBP/SLG
Mon Aug 14	<i>Day Off</i>					
Tue Aug 15	DET	W4-0	.317/28/81	61-53	.317/.398/.593	.278/.308/.417
Wed Aug 16	DET	W8-3	.317/28/81	62-53	.317/.400/.591	.257/.325/.400
Thu Aug 17	DET	L4-7 (10)	.317/28/81	62-54	.317/.400/.588	.286/.366/.429
Fri Aug 18	CAL	W3-2	.314/28/81	63-54	.314/.399/.583	.278/.372/.417
Sat Aug 19	CAL	W12-11	.320/29/83	64-54	.320/.403/.595	.324/.409/.568
Sun Aug 20	CAL	W12-2	.320/30/86	65-54	.320/.404/.600	.306/.395/.611
	CAL	W9-8	.321/31/89	66-54	.321/.408/.607	.343/.455/.743
Mon Aug 21	WAS	W6-5	.320/31/90	67-54	.320/.408/.604	.371/.489/.771
Tue Aug 22	WAS	W2-1	.317/31/90	68-54	.317/.405/.598	.343/.467/.714
	WAS	W5-3	.319/31/90	69-54	.319/.405/.600	.343/.467/.743
Wed Aug 23	WAS	L2-3	.318/32/91	69-55	.318/.404/.603	.333/.467/.722
Thu Aug 24	WAS	W7-5	.318/32/91	70-55	.318/.407/.602	.324/.477/.735
Fri Aug 25	@CHI	W7-1	.322/32/91	71-55	.322/.411/.609	.394/.535/.879
	@CHI	L1-2	.319/32/91	71-56	.319/.408/.604	.382/.512/.853
Sat Aug 26	@CHI	W6-2	.319/32/91	72-56	.319/.408/.600	.303/.465/.667
Sun Aug 27	@CHI	W4-3	.321/34/93	73-56	.321/.411/.614	.333/.488/.788
	@CHI	L0-1 (11)	.318/34/93	73-57	.318/.407/.607	.278/.395/.611
Mon Aug 28	@NYY	W3-0	.316/34/94	74-57	.316/.406/.605	.265/.381/.618
Tue Aug 29	@NYY	W2-1	.314/34/94	75-57	.314/.403/.600	.265/.381/.618
	@NYY	L3-4 (20)	.310/34/94	75-58	.310/.402/.592	.194/.362/.500
Wed Aug 30	@NYY	W2-1 (11)	.310/35/95	76-58	.310/.402/.598	.206/.378/.529
Thu Aug 31	CHI	L2-4	.308/35/95	76-59	.308/.401/.594	.194/.333/.500
Fri Sep 1	CHI	W10-2	.311/35/96	77-59	.311/.402/.595	.167/.295/.417
Sat Sep 2	CHI	L1-4	.309/35/96	77-60	.309/.401/.591	.171/.318/.429
Sun Sep 3	CHI	L0-4	.308/35/96	77-61	.308/.400/.588	.171/.302/.429
Mon Sep 4	@WAS	L2-5	.310/36/98	77-62	.310/.401/.594	.167/.279/.333
	@WAS	W6-4	.309/36/98	78-62	.309/.399/.590	.194/.302/.361
Tue Sep 5	@WAS	W8-2	.312/38/102	79-62	.312/.402/.603	.263/.349/.579
Wed Sep 6	<i>Day Off</i>					
Thu Sep 7	NYY	W3-1	.311/38/102	80-62	.311/.402/.600	.278/.395/.611
Fri Sep 8	NYY	L2-5	.311/38/102	80-63	.311/.401/.598	.324/.395/.676
Sat Sep 9	NYY	W7-1	.312/39/103	81-63	.312/.403/.603	.333/.415/.667
Sun Sep 10	NYY	W9-1	.312/39/103	82-63	.312/.404/.601	.361/.439/.694
Mon Sep 11	<i>Day Off</i>					
Tue Sep 12	KCA	W3-1	.311/39/103	83-63	.311/.403/.599	.314/.415/.657
Wed Sep 13	KCA	W4-2	.309/39/103	84-63	.309/.402/.595	.314/.415/.657
Thu Sep 14	<i>Day Off</i>					
Fri Sep 15	BAL	L2-6	.313/39/103	84-64	.313/.405/.598	.371/.463/.743

Date	Opp	Score	Yaz BA/HR/RBI	Red Sox W-L	Yaz BA/OBP/SLG	Yaz last 10 games BA/OBP/SLG
Sat Sep 16	BAL	L1-4	.311/39/103	84-65	.311/.404/.595	.324/.439/.618
Sun Sep 17	BAL	L2-5	.310/39/105	84-66	.310/.403/.594	.333/.450/.667
Mon Sep 18	@DET	W6-5 (10)	.314/40/107	85-66	.314/.406/.603	.333/.463/.606
Tue Sep 19	@DET	W4-2	.312/40/107	86-66	.312/.405/.600	.324/.439/.588
Wed Sep 20	@CLE	W5-4	.316/41/108	87-66	.316/.408/.607	.400/.500/.743
Thu Sep 21	@CLE	W6-5	.316/41/108	88-66	.316/.408/.606	.371/.476/.657
Fri Sep 22	@BAL	L0-10	.316/41/108	88-67	.316/.408/.605	.371/.476/.657
	@BAL	W10-3	.315/41/109	89-67	.315/.408/.602	.378/.477/.649
Sat Sep 23	@BAL	L5-7	.317/42/111	89-68	.317/.410/.608	.432/.523/.784
Sun Sep 24	@BAL	W11-7	.317/42/112	90-68	.317/.410/.605	.378/.489/.703
Mon Sep 25	Day Off					
Tue Sep 26	CLE	L3-6	.319/43/115	90-69	.319/.412/.613	.432/.533/.865
Wed Sep 27	CLE	L0-6	.319/43/115	90-70	.319/.413/.611	.444/.556/.861
Thu Sep 28	Day Off					
Fri Sep 29	Day Off					
Sat Sep 30	MIN	W6-4	.322/44/119	91-70	.322/.415/.617	.444/.545/.833
Sun Oct 1	MIN	W5-3	.326/44/121	92-70	.326/.418/.622	.541/.614/.946

Yastrzemski's final month of the season has become legendary. The following pages contain charts that track his month-by-month performance during the 1967 season.

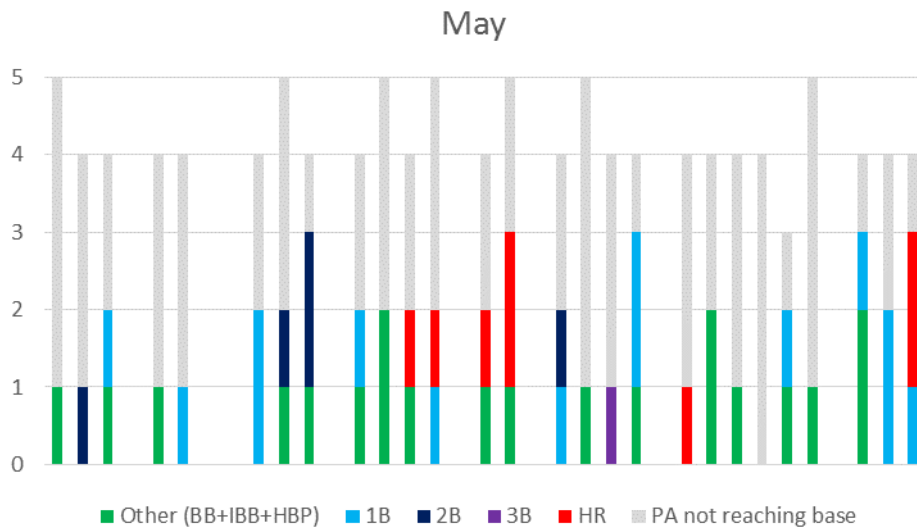
April: .295/.348/.508, 2 HR, 9 RBI

Yaz's worst month of the season from an OBP/SLG standpoint. Even with a small sample size (14 games, about half of a normal month's worth of games) his lack of power was evident. In 1966 Yaz had begun the season with 3 HR and 16 RBI in 13 games in April, and ended the year with 16 HR and 80 RBI.



May: .301/.421/.634, 8 HR, 22 RBI

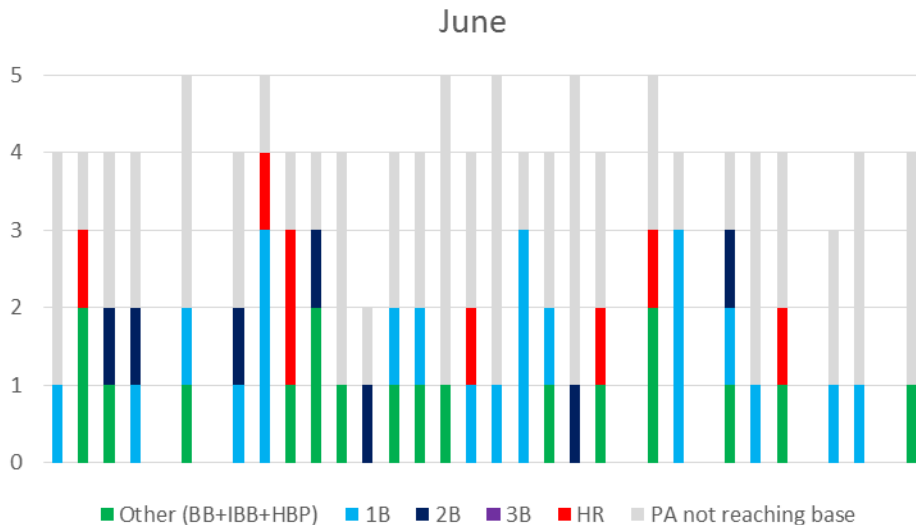
The Red Sox played .500 ball in May (14-14) but Yaz began to heat up, hitting five home runs in a four game stretch from May 14-17. Still, his batting average for the season remained below .300 for most of the month, ending at .299 on May 31.



Note: In these charts, games are shown from left-to-right in the order in which they occurred, with gaps representing days off. Games that were part of doubleheaders are shown as separate columns instead of being combined into a single column. The vertical axis represents plate appearances in each game.

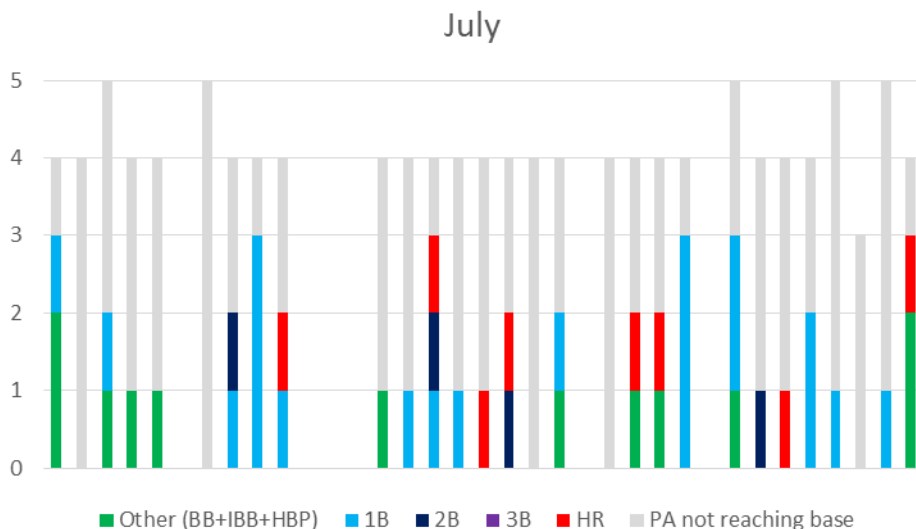
June: .381/.478/.701, 8 HR, 22 RBI

Not only did Yaz's batting average for the season surge into the .330's this month, but he reached base in every game he played.



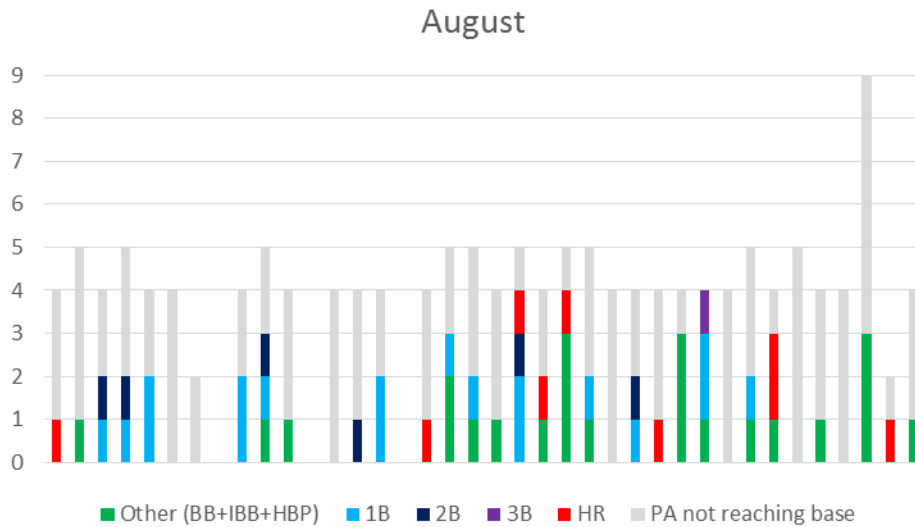
July: .302/.367/.566, 8 HR, 22 RBI

At first glance, it appears that Yaz cooled off a bit in July, even as the Red Sox posted a 19-10 record to move solidly into second place. However, during Boston's 10 game winning streak during the middle of the month, Yaz hit a sparkling .371/.400/.857. Note that this was Yaz's third straight month with exactly 8 HR and 22 RBI, a remarkably consistent stretch of baseball (he played 28 games in May, 28 in June, and 29 in July).

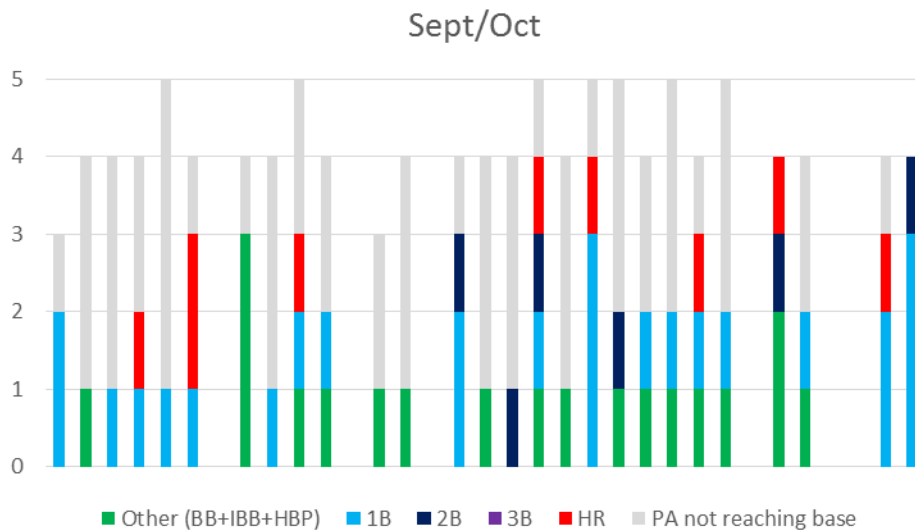


August: .270/.377/.548, 9 HR, 20 RBI

The Red Sox played 35 games in 30 days in August, including seven doubleheaders, five of which took place between August 20 and August 29 (resulting in 15 games in 10 days). But Boston's record during the month was counter-intuitive: after beginning the month 4-9, they went 16-6 the rest of the way, including a 7-3 mark in those five doubleheaders. Yaz posted his worst month of the season, and collected just one hit during the final week, including an 0-for-6 performance (with three walks) in a 20-inning loss in the team's second game on August 29.



September/October: .417/.504/.760, 9 HR, 26 RBI



To put this month in perspective, I used Baseball-Reference.com's Play Index⁵⁷ to search for players who batted better than .400/.500/.700 during the months of September and October with at least 80 plate

appearances. Since 1914 there have been just twenty-one, and it's an impressive list (sorted according to slugging percentage):

#	Name	Year	G	PA	R	HR	RBI	BA	OBP	SLG
1	Barry Bonds	2001	27	117	28	16	25	.403	.607	1.078
2	Richard Hidalgo	2000	29	124	38	11	32	.477	.532	.953
3	Ted Williams	1942	20	90	26	9	20	.431	.589	.908
4	Rogers Hornsby	1925	21	91	21	5	20	.486	.568	.892
5	Rogers Hornsby	1929	28	120	32	9	32	.471	.530	.853
6	Mike Napoli	2011	21	85	12	8	19	.429	.518	.843
7	Bobby Thomson	1951	28	117	22	9	24	.440	.509	.840
8	Heinie Manush	1928	25	112	22	5	28	.495	.536	.835
9	Cy Williams	1924	24	106	25	6	19	.463	.519	.821
10	Stan Musial	1949	29	138	31	9	34	.417	.514	.800
11	Freddie Lindstrom	1930	26	110	19	6	19	.469	.527	.776
12	Johnny Mize	1938	29	121	21	5	27	.446	.537	.762
13	Carl Yastrzemski	1967	27	113	22	9	26	.417	.504	.760
14	Miguel Cabrera	2011	26	111	25	6	21	.429	.532	.758
15	Jimmie Foxx	1935	27	115	23	8	17	.433	.522	.753
16	Duke Snider	1953	24	93	20	7	17	.444	.511	.753
17	Edgar Martinez	1998	23	102	10	4	16	.447	.520	.741
18	Harry Heilmann	1928	25	104	12	4	24	.480	.505	.724
19	Mickey Mantle	1962	20	88	21	5	20	.409	.557	.712
20	Tris Speaker	1923	32	147	37	5	22	.445	.561	.709
21	Jeff Bagwell	1998	24	105	19	6	20	.420	.505	.705

There are some outliers on this list (Hidalgo, Napoli) but also many all-time greats, and Bobby Thomson's presence implies that his "shot heard around the world" that decided the 1951 NL playoff was no fluke. Achieving this level of performance in any month is impressive – it's been done 145 times overall from 1914 through the 2016 season, including 14 times by Babe Ruth – but to do this at the end of a long season is even more impressive.

March/April	8
May	28
June	34
July	34
August	20
September/October	21
TOTAL	145

Prior to 1967, Carl Yastrzemski had never finished in the top 10 in the American League in HR or RBI, though he had come close in 1962, placing 11th in RBIs with 94. As a result, his Triple Crown-winning season in 1967 was a surprise. At the time, Triple Crown winners were unusual but hardly rare: Frank Robinson had done it in 1966, as had Mickey Mantle in 1956 and Ted Williams in 1947. But after Yaz's 1967 season, no one else won the Triple Crown for 45 years until Miguel Cabrera in 2012, so Yaz's accomplishment grew in stature over time.

Yaz might never have won his Triple Crown if not for a pair of injuries on June 27, 1967 that derailed promising seasons for two of his key competitors. In Baltimore, Frank Robinson attempted to break up a double play by sliding hard into second base. Robinson's head collided with the knee of Chicago's Al Weis, knocking Robinson unconscious (he was then tagged out by the White Sox right-fielder, Ken Berry). Suffering from both a concussion and double vision, Robinson would not return to the Orioles lineup until July 29 and was unable to maintain his earlier offensive pace because of the after effects of the collision. (Weis missed the entire rest of the season.)⁵⁸

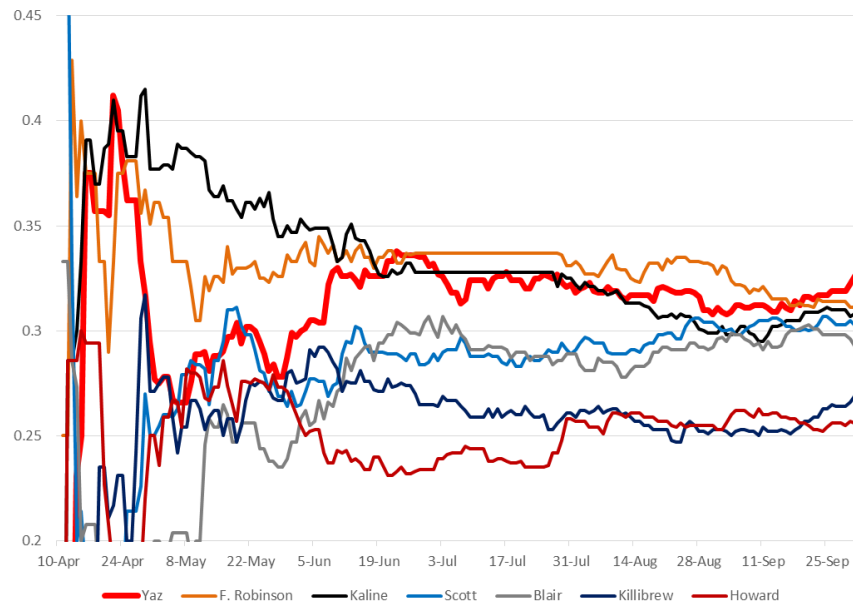
On the same day as Robinson's injury, Al Kaline broke his hand while slamming his bat into the dugout bat rack in a fit of frustration after striking out against Cleveland's Sam McDowell. The incident happened in the bottom of the 6th inning with the Tigers trailing the Indians 6-1 (they would go on to lose 8-1).⁵⁹ Kaline would not return to the lineup until July 28.

Yaz took the lead in batting average briefly in June, then fell back behind Robinson and Kaline and did not retake the lead until mid-September. Note: The injury-related absences of Robinson and Kaline show up as flat horizontal lines in the charts below.

Batting Average

- 1. Carl Yastrzemski .326
- 2. Frank Robinson .311
- 3. Al Kaline .308
- 4. George Scott .303
- 5. Paul Blair .293

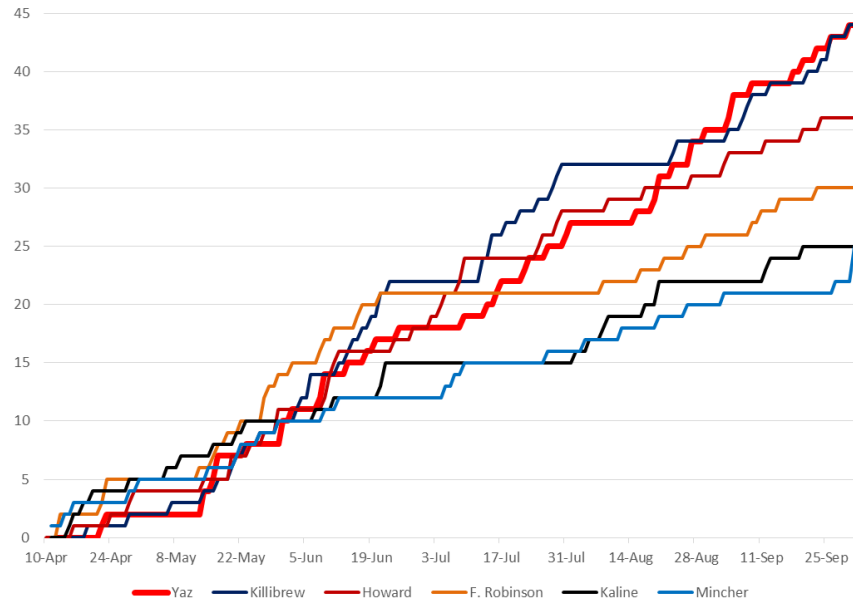
- 14. Harmon Killebrew .269
- 23. Frank Howard .256



Yaz also benefited from a 23-game homerless streak by Harmon Killebrew from July 31 through August 23 during which he batted a paltry .178/.323/.205 with only 7 RBI. By comparison, Killebrew had hit .261/416/.593 with 32 HR and 75 RBI in his previous 100 games, and, after his cold streak, slugged 12 HR in his final 41 games, posting a .324/.426/.642 slash line.

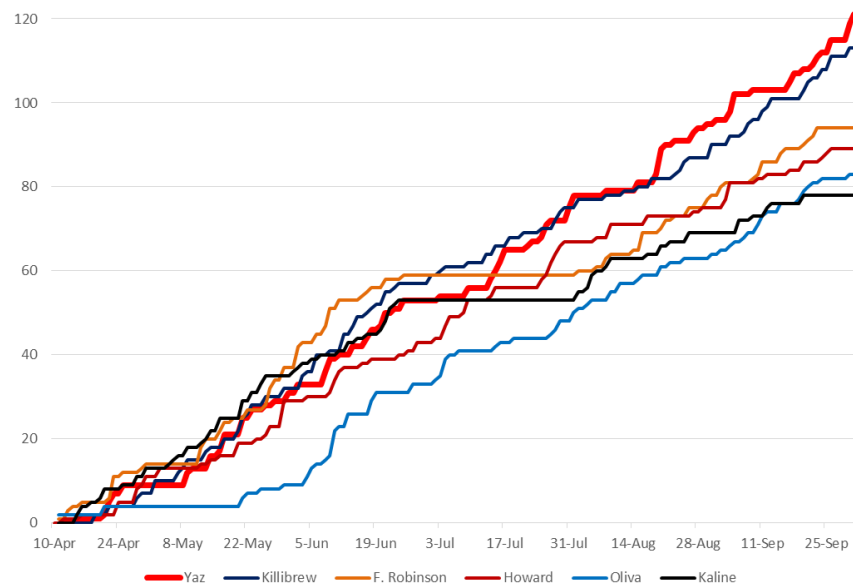
Home Runs

1. Carl Yastrzemski 44
1. Harmon Killebrew 44
3. Frank Howard 36
4. Frank Robinson 30
5. Al Kaline 25
5. Don Mincher 25



Runs Batted In

1. Carl Yastrzemski 121
2. Harmon Killebrew 113
3. Frank Robinson 94
4. Frank Howard 89
5. Tony Oliva 83
8. Al Kaline 78



Another way to look at the race is to examine the unofficial day-by-day leaderboards. In this table, I limited my focus to only those players (46 in the AL, 52 in the NL) who accumulated enough plate appearances to qualify for the batting title *by the end of the season*. (The period of Frank Robinson's injury is represented by *dark gray italics*.) Early in the season there are frequent changes in the leaders, but by June they stabilize:

Date	HR	RBI	AVG	OBP	SLG
Jun1	F. Robinson 14	F. Robinson 37	Kaline .347	Kaline .438	F. Robinson .715
Jun2	F. Robinson 15	F. Robinson 42	Kaline .353	Kaline .445	F. Robinson .736
Jun3	F. Robinson 15	F. Robinson 43	Kaline .350	F. Robinson .445	F. Robinson .730
Jun4	F. Robinson 15	F. Robinson 43	Kaline .348	Kaline .440	F. Robinson .704
Jun5	F. Robinson 15	F. Robinson 43	Kaline .349	Kaline .439	F. Robinson .699
Jun6	F. Robinson 15	F. Robinson 45	Kaline .349	Kaline .443	F. Robinson .701
Jun7	F. Robinson 15	F. Robinson 45	Kaline .349	Kaline .444	F. Robinson .693
Jun8	F. Robinson 16	F. Robinson 47	Kaline .349	Kaline .444	F. Robinson .696
Jun9	F. Robinson 17	F. Robinson 51	Kaline .341	F. Robinson .438	F. Robinson .714
Jun10	F. Robinson 17	F. Robinson 51	F. Robinson Kaline .333	Freehan .435	F. Robinson .698
Jun11	F. Robinson 18	F. Robinson 53	F. Robinson Kaline .335	Freehan .436	F. Robinson .711
Jun12	F. Robinson 18	F. Robinson 53	F. Robinson Kaline .346	Kaline .446	F. Robinson .706
Jun13	F. Robinson 18	F. Robinson 53	Kaline .351	Kaline .447	F. Robinson .696
Jun14	F. Robinson 18	F. Robinson 53	Kaline .344	Kaline .440	F. Robinson .696
Jun15	F. Robinson 18	F. Robinson 53	Kaline .343	F. Robinson .442	F. Robinson .692
Jun16	F. Robinson 19	F. Robinson 54	Kaline .343	Freehan .437	F. Robinson .688
Jun17	F. Robinson 20	F. Robinson 55	Kaline .338	F. Robinson .437	F. Robinson .697
Jun18	F. Robinson 20	F. Robinson 56	Kaline .332	Freehan .435	F. Robinson .688
Jun19	F. Robinson 20	F. Robinson 56	F. Robinson .335	F. Robinson .438	F. Robinson .683
Jun20	F. Robinson 20	F. Robinson 56	F. Robinson .335	F. Robinson .438	F. Robinson .683
Jun21	F. Robinson 21	F. Robinson 58	F. Robinson .338	F. Robinson .439	F. Robinson .692
Jun22	F. Robinson Killebrew 21	F. Robinson 58	F. Robinson .338	F. Robinson .439	F. Robinson .692
Jun23	Killebrew 22	F. Robinson 58	Yastrzemski .338	Yastrzemski .435	F. Robinson .681
Jun24	Killebrew 22	F. Robinson 58	Yastrzemski .336	F. Robinson .434	F. Robinson .676
Jun25	Killebrew 22	F. Robinson 59	F. Robinson .337	F. Robinson .437	F. Robinson .683
Jun26	Killebrew 22	F. Robinson 59	Yastrzemski .336	F. Robinson .434	F. Robinson .676
Jun27	Killebrew 22	F. Robinson 59	F. Robinson .337	F. Robinson .435	F. Robinson .675
Jun28	Killebrew 22	<i>F. Robinson 59</i>	<i>F. Robinson .337</i>	<i>F. Robinson .435</i>	<i>F. Robinson .675</i>
Jun29	Killebrew 22	<i>F. Robinson 59</i>	<i>F. Robinson .337</i>	<i>F. Robinson .435</i>	<i>F. Robinson .675</i>
Jun30	Killebrew 22	<i>F. Robinson 59</i>	<i>F. Robinson .337</i>	<i>F. Robinson .435</i>	<i>F. Robinson .675</i>
Jul1	Killebrew 22	Killebrew <i>F. Robinson</i>	<i>F. Robinson .337</i>	<i>F. Robinson .435</i>	<i>F. Robinson .675</i>
Jul2	Killebrew 22	Killebrew <i>F. Robinson</i>	<i>F. Robinson .337</i>	<i>F. Robinson .435</i>	<i>F. Robinson .675</i>
Jul3	Killebrew 22	Killebrew 60	<i>F. Robinson .337</i>	<i>F. Robinson .435</i>	<i>F. Robinson .675</i>
Jul4	Killebrew 22	Killebrew 61	<i>F. Robinson .337</i>	<i>F. Robinson .435</i>	<i>F. Robinson .675</i>
Jul5	Killebrew 22	Killebrew 61	<i>F. Robinson .337</i>	<i>F. Robinson .435</i>	<i>F. Robinson .675</i>
Jul6	Killebrew 22	Killebrew 61	<i>F. Robinson .337</i>	<i>F. Robinson .435</i>	<i>F. Robinson .675</i>
Jul7	Killebrew 22	Killebrew 61	<i>F. Robinson .337</i>	<i>F. Robinson .435</i>	<i>F. Robinson .675</i>
Jul8	Howard Killebrew 22	Killebrew 61	<i>F. Robinson .337</i>	<i>F. Robinson .435</i>	<i>F. Robinson .675</i>
Jul9	Howard 24	Killebrew 62	<i>F. Robinson .337</i>	<i>F. Robinson .435</i>	<i>F. Robinson .675</i>
Jul10	Howard 24	Killebrew 62	<i>F. Robinson .337</i>	<i>F. Robinson .435</i>	<i>F. Robinson .675</i>
Jul11	Howard 24	Killebrew 62	<i>F. Robinson .337</i>	<i>F. Robinson .435</i>	<i>F. Robinson .675</i>
Jul12	Howard 24	Killebrew 62	<i>F. Robinson .337</i>	<i>F. Robinson .435</i>	<i>F. Robinson .675</i>
Jul13	Howard Killebrew 24	Killebrew 64	<i>F. Robinson .337</i>	<i>F. Robinson .435</i>	<i>F. Robinson .675</i>
Jul14	Howard Killebrew 24	Killebrew 64	<i>F. Robinson .337</i>	<i>F. Robinson .435</i>	<i>F. Robinson .675</i>
Jul15	Killebrew 26	Killebrew 66	<i>F. Robinson .337</i>	<i>F. Robinson .435</i>	<i>F. Robinson .675</i>
Jul16	Killebrew 26	Killebrew 66	<i>F. Robinson .337</i>	<i>F. Robinson .435</i>	<i>F. Robinson .675</i>
Jul17	Killebrew 26	Killebrew 66	<i>F. Robinson .337</i>	<i>F. Robinson .435</i>	<i>F. Robinson .675</i>
Jul18	Killebrew 27	Killebrew 68	<i>F. Robinson .337</i>	<i>F. Robinson .435</i>	<i>F. Robinson .675</i>
Jul19	Killebrew 27	Killebrew 68	<i>F. Robinson .337</i>	<i>F. Robinson .435</i>	<i>F. Robinson .675</i>
Jul20	Killebrew 27	Killebrew 68	<i>F. Robinson .337</i>	<i>F. Robinson .435</i>	<i>F. Robinson .675</i>
Jul21	Killebrew 28	Killebrew 69	<i>F. Robinson .337</i>	<i>F. Robinson .435</i>	<i>F. Robinson .675</i>
Jul22	Killebrew 28	Killebrew 69	<i>F. Robinson .337</i>	<i>F. Robinson .435</i>	<i>F. Robinson .675</i>
Jul23	Killebrew 28	Killebrew 69	<i>F. Robinson .337</i>	<i>F. Robinson .435</i>	<i>F. Robinson .675</i>
Jul24	Killebrew 28	Killebrew 69	<i>F. Robinson .337</i>	<i>F. Robinson .435</i>	<i>F. Robinson .675</i>
Jul25	Killebrew 29	Killebrew 70	<i>F. Robinson .337</i>	<i>F. Robinson .435</i>	<i>F. Robinson .675</i>
Jul26	Killebrew 29	Yastrzemski 71	<i>F. Robinson .337</i>	<i>F. Robinson .435</i>	<i>F. Robinson .675</i>
Jul27	Killebrew 29	Yastrzemski 72	<i>F. Robinson .337</i>	<i>F. Robinson .435</i>	<i>F. Robinson .675</i>

Date	HR	RBI	AVG	OBP	SLG
Jul28	Killebrew 30	Yastrzemski 72	F. Robinson .337	F. Robinson .435	F. Robinson .675
Jul29	Killebrew 31	Killebrew 74	F. Robinson .336	F. Robinson .434	F. Robinson .668
Jul30	Killebrew 32	Killebrew 75	F. Robinson .331	F. Robinson .429	F. Robinson .658
Jul31	Killebrew 32	Yastrzemski 75	F. Robinson .331	F. Robinson .429	F. Robinson .658
Aug1	Killebrew 32	Killebrew	F. Robinson .333	F. Robinson .431	F. Robinson .655
Aug2	Killebrew 32	Yastrzemski 78	F. Robinson .331	F. Robinson .433	F. Robinson .651
Aug3	Killebrew 32	Yastrzemski 78	F. Robinson .327	F. Robinson .429	F. Robinson .643
Aug4	Killebrew 32	Yastrzemski 78	F. Robinson .327	F. Robinson .429	F. Robinson .643
Aug5	Killebrew 32	Yastrzemski 78	F. Robinson .327	F. Robinson .429	F. Robinson .643
Aug6	Killebrew 32	Yastrzemski 78	F. Robinson .326	F. Robinson .426	F. Robinson .634
Aug7	Killebrew 32	Yastrzemski 78	F. Robinson .330	F. Robinson .430	F. Robinson .635
Aug8	Killebrew 32	Yastrzemski 79	F. Robinson .333	F. Robinson .434	F. Robinson .649
Aug9	Killebrew 32	Yastrzemski 79	F. Robinson .336	F. Robinson .435	F. Robinson .647
Aug10	Killebrew 32	Yastrzemski 79	F. Robinson .330	F. Robinson .430	F. Robinson .636
Aug11	Killebrew 32	Yastrzemski 79	F. Robinson .329	F. Robinson .431	F. Robinson .628
Aug12	Killebrew 32	Yastrzemski 79	F. Robinson .329	F. Robinson .431	F. Robinson .625
Aug13	Killebrew 32	Killebrew	F. Robinson .325	F. Robinson .427	F. Robinson .617
Aug14	Killebrew 32	Yastrzemski 79	F. Robinson .324	F. Robinson .425	F. Robinson .619
Aug15	Killebrew 32	Killebrew	F. Robinson .323	F. Robinson .424	F. Robinson .611
Aug16	Killebrew 32	Yastrzemski 81	F. Robinson .328	F. Robinson .427	F. Robinson .625
Aug17	Killebrew 32	Yastrzemski 81	F. Robinson .332	F. Robinson .429	F. Robinson .628
Aug18	Killebrew 32	Killebrew 82	F. Robinson .332	F. Robinson .427	F. Robinson .620
Aug19	Killebrew 32	Yastrzemski 83	F. Robinson .332	F. Robinson .427	F. Robinson .620
Aug20	Killebrew 32	Yastrzemski 89	F. Robinson .329	F. Robinson .426	F. Robinson .612
Aug21	Killebrew 32	Yastrzemski 90	F. Robinson .334	F. Robinson .429	F. Robinson .625
Aug22	Killebrew 32	Yastrzemski 90	F. Robinson .332	F. Robinson .431	F. Robinson .622
Aug23	Killebrew 33	Yastrzemski 91	F. Robinson .335	F. Robinson .434	F. Robinson .625
Aug24	Killebrew 34	Yastrzemski 91	F. Robinson .335	F. Robinson .434	F. Robinson .625
Aug25	Killebrew 34	Yastrzemski 91	F. Robinson .335	F. Robinson .434	F. Robinson .625
Aug26	Killebrew 34	Yastrzemski 91	F. Robinson .333	F. Robinson .431	F. Robinson .628
Aug27	Yastrzemski 34	Yastrzemski 93	F. Robinson .333	F. Robinson .431	F. Robinson .628
Aug28	Killebrew	Yastrzemski 94	F. Robinson .333	F. Robinson .432	F. Robinson .625
Aug29	Yastrzemski 34	Yastrzemski 94	F. Robinson .332	F. Robinson .431	F. Robinson .621
Aug30	Yastrzemski 35	Yastrzemski 95	F. Robinson .332	F. Robinson .431	F. Robinson .625
Aug31	Yastrzemski 35	Yastrzemski 95	F. Robinson .331	F. Robinson .430	F. Robinson .621
Sep1	Yastrzemski 35	Yastrzemski 96	F. Robinson .327	F. Robinson .427	F. Robinson .615
Sep2	Yastrzemski 35	Yastrzemski 96	F. Robinson .331	F. Robinson .429	F. Robinson .620
Sep3	Yastrzemski 35	Yastrzemski 96	F. Robinson .330	F. Robinson .427	F. Robinson .616
Sep4	Yastrzemski 36	Yastrzemski 98	F. Robinson .324	F. Robinson .420	F. Robinson .603
Sep5	Yastrzemski 38	Yastrzemski 102	F. Robinson .322	F. Robinson .419	Yastrzemski .603
Sep6	Yastrzemski 38	Yastrzemski 102	F. Robinson .322	F. Robinson .419	Yastrzemski .603
Sep7	Yastrzemski 38	Yastrzemski 102	F. Robinson .321	F. Robinson .418	Yastrzemski .600
Sep8	Yastrzemski 38	Yastrzemski 102	F. Robinson .318	F. Robinson .415	Yastrzemski .598
Sep9	Yastrzemski 39	Yastrzemski 103	F. Robinson .320	F. Robinson .416	Yastrzemski .603
Sep10	Yastrzemski 39	Yastrzemski 103	F. Robinson .319	F. Robinson .414	Yastrzemski .601
Sep11	Yastrzemski 39	Yastrzemski 103	F. Robinson .321	F. Robinson .415	Yastrzemski .601
Sep12	Yastrzemski 39	Yastrzemski 103	F. Robinson .318	F. Robinson .412	Yastrzemski .599
Sep13	Yastrzemski 39	Yastrzemski 103	F. Robinson .315	F. Robinson .409	Yastrzemski .595
Sep14	Killebrew	Yastrzemski 103	F. Robinson .315	F. Robinson .409	Yastrzemski .595
Sep15	Yastrzemski 39	Yastrzemski 103	F. Robinson .315	F. Robinson .409	Yastrzemski .598
Sep16	Killebrew	Yastrzemski 103	F. Robinson .315	F. Robinson .410	Yastrzemski .595
Sep17	Yastrzemski 39	Yastrzemski 105	F. Robinson .312	Kaline .407	Yastrzemski .594
Sep18	Killebrew	Yastrzemski 107	Yastrzemski .314	F. Robinson .407	Yastrzemski .603
Sep19	Yastrzemski 40	Yastrzemski 107	F. Robinson .313	Kaline .409	Yastrzemski .600

Date	HR	RBI	AVG	OBP	SLG
Sep20	Yastrzemski 41	Yastrzemski 108	Yastrzemski .316	Kaline .411	Yastrzemski .607
Sep21	Yastrzemski 41	Yastrzemski 108	Yastrzemski .316	Kaline .411	Yastrzemski .606
Sep22	Yastrzemski 41	Yastrzemski 109	Yastrzemski .315	Kaline .413	Yastrzemski .602
Sep23	Yastrzemski 42	Yastrzemski 111	Yastrzemski .317	Kaline .413	Yastrzemski .608
Sep24	Yastrzemski 42	Yastrzemski 112	Yastrzemski .317	Kaline .413	Yastrzemski .605
Sep25	Yastrzemski 42	Yastrzemski 112	Yastrzemski .317	Kaline .414	Yastrzemski .605
Sep26	Yastrzemski 43 Killebrew	Yastrzemski 115	Yastrzemski .319	Kaline .414	Yastrzemski .613
Sep27	Yastrzemski 43 Killebrew	Yastrzemski 115	Yastrzemski .319	Kaline .414	Yastrzemski .611
Sep28	Yastrzemski 43 Killebrew	Yastrzemski 115	Yastrzemski .319	Kaline .414	Yastrzemski .611
Sep29	Yastrzemski 43 Killebrew	Yastrzemski 115	Yastrzemski .319	Kaline .414	Yastrzemski .611
Sep30	Yastrzemski 44 Killebrew	Yastrzemski 119	Yastrzemski .322	Yastrzemski .415	Yastrzemski .617
Oct1	Yastrzemski 44 Killebrew	Yastrzemski 121	Yastrzemski .326	Yastrzemski .418	Yastrzemski .622

1967 American League Most Valuable Player voting

	TOTAL	1	2	3	4	5	6	7	8	9	10
Carl Yastrzemski, BOS	275	19	1	0	0	0	0	0	0	0	0
Harmon Killebrew, MIN	161	0	11	5	1	1	1	1	0	0	0
Bill Freehan, DET	137	0	4	7	3	1	2	2	0	0	0
Joe Horlen, CHI	91	0	2	0	4	3	4	1	0	1	1
Al Kaline, DET	88	0	1	4	3	0	2	0	5	0	1
Jim Lonborg, BOS	82	0	1	2	1	5	1	3	0	1	1
Jim Fregosi, CAL	70	0	0	1	4	2	0	1	4	2	2
Cesar Tovar, MIN	70	1	0	1	1	2	2	1	3	3	0
Gary Peters, CHI	37	0	0	0	1	1	2	2	0	1	4
George Scott, BOS	33	0	0	0	0	1	0	5	2	0	1
Frank Robinson, BAL	31	0	0	0	0	1	2	1	2	2	1
Earl Wilson, DET	20	0	0	0	1	0	1	1	0	1	2
Dean Chance, MIN	19	0	0	0	0	0	1	1	2	2	0
Ron Hansen, CHI	13	0	0	0	1	1	0	0	0	0	0
Jerry Adair, BOS	11	0	0	0	0	1	1	0	0	0	0
Paul Blair, BAL	9	0	0	0	0	1	0	0	1	0	0
Elston Howard, BOS	7	0	0	0	0	0	0	0	0	3	1
Rico Petrocelli, BOS	7	0	0	0	0	0	0	0	1	2	0
Tony Oliva, MIN	6	0	0	0	0	0	1	0	0	0	1
Jim Kaat, MIN	4	0	0	0	0	0	0	1	0	0	0
Paul Casanova, WSH	3	0	0	0	0	0	0	0	0	1	1
Don Mincher, CAL	3	0	0	0	0	0	0	0	0	0	3
Mickey Lolich, DET	2	0	0	0	0	0	0	0	0	1	0
Minnie Rojas, CAL	1	0	0	0	0	0	0	0	0	0	1

Voting: 14 points for a first-place vote, then 9-8-7-6-5-4-3-2-1 for second through tenth place.⁶⁰

Part Three

The 1967 Pennant Race



The 1967 World Series at Fenway Park

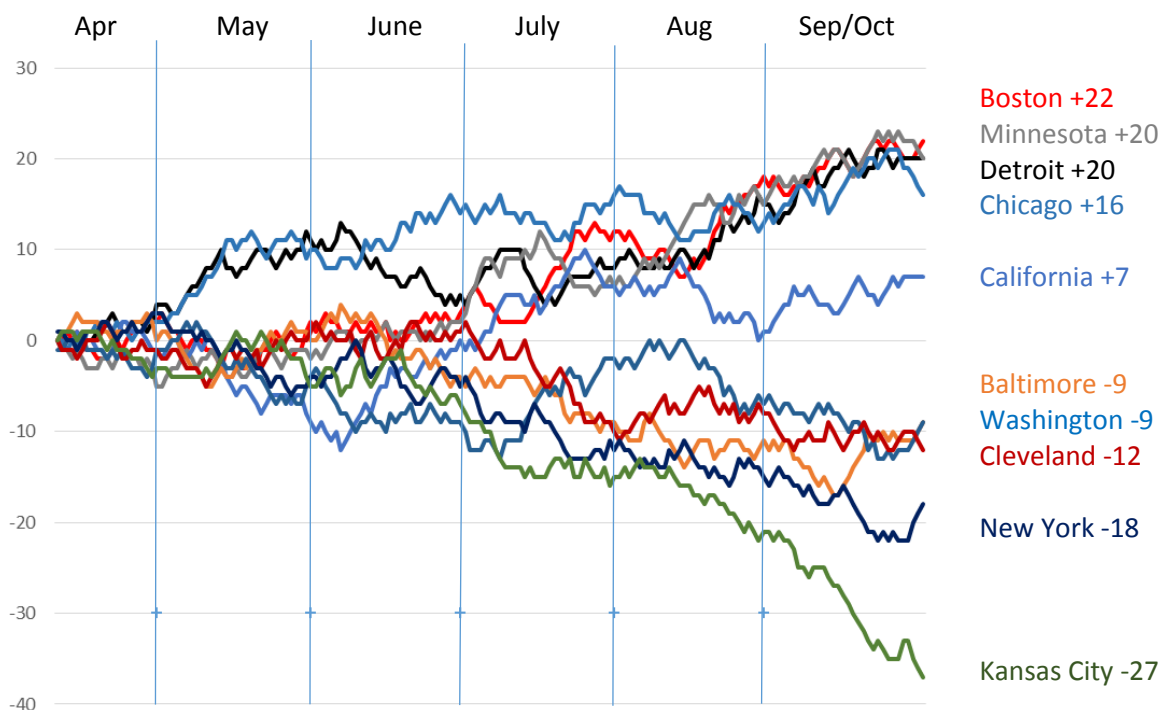
Public Domain via [Wikimedia Commons](#)

The 1967 American League pennant race came down to a four-team chase between the Boston Red Sox, Minnesota Twins, Detroit Tigers, and Chicago White Sox that was settled on the final weekend of the season. When the season started, the defending champion Baltimore Orioles were favored to repeat, but Frank Robinson missed a month and Jim Palmer made just nine starts due to injuries. The Twins, Tigers, and White Sox, in various orders, were projected to fill the next three spots in the standings.

But Boston? The Red Sox had not finished above .500 since 1958, and had lost between 90 and 100 games in each of the previous three seasons. In a spring training poll taken by *The Sporting News*, 197 out of 254 sportswriters picked the Red Sox for ninth or tenth; just 5 placed them higher than seventh – and no one put them in the top three.⁶¹ The writers for the hometown *Boston Globe* split the difference: all seven placed the Red Sox between sixth and eighth.⁶² Here’s how the season actually turned out:

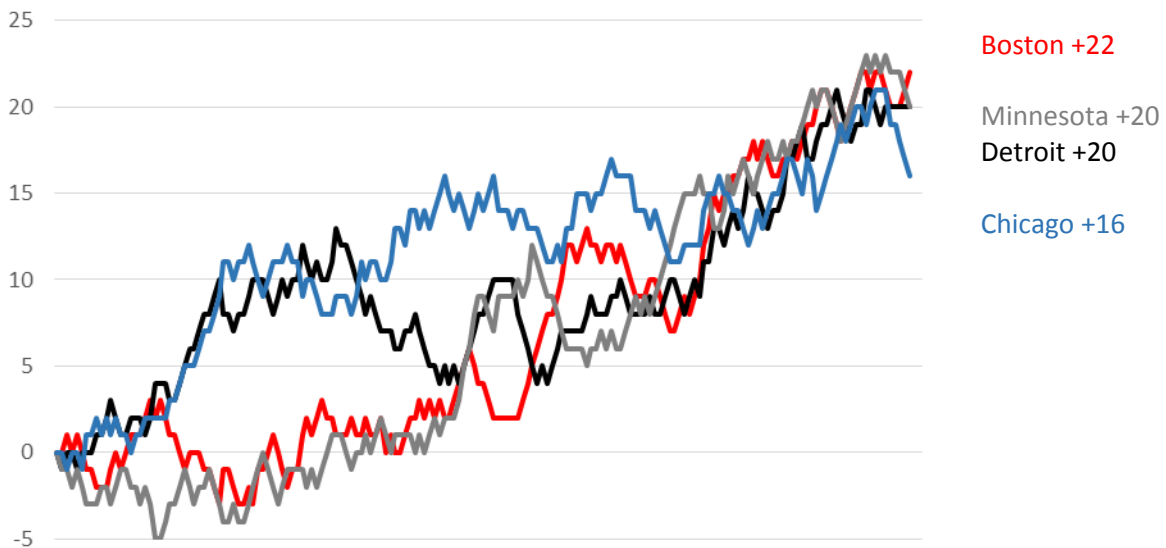
AMERICAN LEAGUE	W	L	.PCT	GB	NATIONAL LEAGUE	W	L	.PCT	GB
Boston Red Sox	92	70	.568	---	St. Louis Cardinals	101	60	.627	---
Minnesota Twins	91	71	.562	1.0	San Francisco Giants	91	71	.562	10.5
Detroit Tigers	91	71	.562	1.0	Chicago Cubs	87	74	.540	14.0
Chicago White Sox	89	73	.549	3.0	Cincinnati Reds	87	75	.537	14.5
California Angels	84	77	.522	7.5	Philadelphia Phillies	82	80	.506	19.5
Baltimore Orioles	76	85	.472	15.5	Pittsburgh Pirates	81	81	.500	20.5
Washington Senators	76	85	.472	15.5	Atlanta Braves	77	85	.475	24.5
Cleveland Indians	75	87	.463	17.0	Los Angeles Dodgers	73	89	.451	28.5
New York Yankees	72	90	.444	20.0	Houston Astros	69	93	.426	32.5
Kansas City A’s	62	99	.385	29.5	New York Mets	61	101	.377	40.5

Through the first two months of the season, the Tigers and White Sox battled for the league lead, while the Red Sox lagged behind as part of a congested group of mediocre clubs. On May 31, the Red Sox were in third place, four-and-a-half games out of first but just three-and-a-half games ahead of the then-ninth place A’s. (The following charts show games above/below .500 for each AL team day-by-day.)

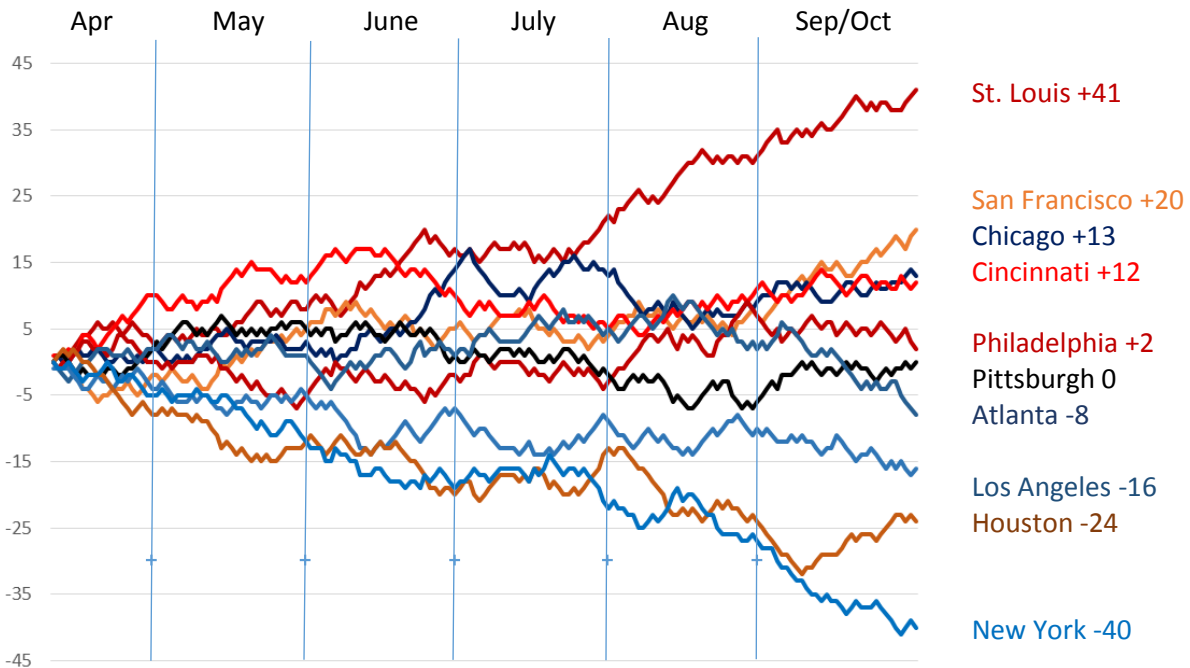


By early July the Red Sox fell back to fifth place, six to seven games back, but that was their nadir. On July 17 Boston was within three-and-a-half games of the lead, and would remain that close to the top

for the rest of the season. After moving into first place on August 22, the Red Sox spent the rest of the season within a game of the lead. Here's a closer look at the top four teams from the previous chart:




In contrast, the National League race was not much of a race. The Cardinals moved into first place on June 19, fought off a few challenges from the Cubs in July (who tied the Cards for first a few times but never pulled in front) and led by 10 games by mid-August. (Note that a 20 game difference between two teams in their number of games above .500 translates to a 10 game difference in the W-L standings.)



Part Four

How the 1967 Red Sox Were Built...



... and then dismantled.

P	Name	How Acquired	How He Left Boston
IF	Jerry Adair	Acquired from White Sox 6/2/1967 for Don McMahon and Rob Snow	Lost to Royals in 1968 expansion draft
2B	Mike Andrews	Signed 1961 as amateur free agent	Traded to White Sox 12/1/1970 in deal for Luis Aparicio
P	Gary Bell	Acquired from Indians 6/4/1967 for Don Demeter and Tony Horton	Lost to Pilots in 1968 expansion draft
P	Dennis Bennett	Acquired from Phillies 11/29/1964 for Dick Stuart	Traded to Mets 6/24/1967 for Al Yates
P	Darrell Brandon	Acquired from Astros 9/14/1965 for Jack Lamabe	Lost to Pilots in 1968 expansion draft
P	Ken Brett	Drafted 1966 (fourth overall)	Traded to Brewers 10/10/1971 in ten-player Scott/Harper deal
P	Galen Cisco	Signed 6/6/1966 as free agent	Sold to Royals 8/14/1968
RF	Tony Conigliaro	Signed 1962 as amateur free agent	Traded to Angels 10/11/1970 in six-player deal
OF	Don Demeter	Acquired from Tigers 6/14/1966 in Earl Wilson trade	Traded to Indians 6/4/1967 with Tony Horton for Gary Bell
P	Hank Fischer	Acquired from Reds 8/15/1966	Retired after 1967 season
3B	Joe Foy	Drafted from Twins 11/26/1962	Lost to Royals in 1968 expansion draft
C	Russ Gibson	Signed 1957 as amateur free agent	Sold to Giants 4/4/1970
RF	Ken Harrelson	Signed 8/28/1967 as free agent after release by A's	Traded to Indians 4/19/1969
1B	Tony Horton	Signed 1962 as amateur free agent	Traded to Indians 6/4/1967 with Don Demeter for Gary Bell
C	Elston Howard	Acquired from Yankees 8/3/1967 for Pete Magrini and player to be named	Retired after 1968 season
3B	Dalton Jones	Signed 1961 as amateur free agent	Traded to Tigers 12/13/1969 for Tommy Matchick
P	Bill Landis	Drafted from A's 11/28/1962	Traded to Cardinals Fall 1970 for Billy McCool
RF	Jim Landis	Signed 8/22/1967 as free agent	Released 8/28/1967 (retired)
P	Jim Lonborg	Signed 1963 as amateur	Traded to Brewers 10/10/1971 in ten-player Scott/Harper deal
P	Sparky Lyle	Drafted from Orioles 11/30/1964	Traded to Yankees 3/22/1972 for Danny Cater and player to be named
P	Don McMahon	Acquired from Indians 6/2/1966 with Lee Stange for Dick Radatz	Traded to White Sox 6/2/1967 with Rob Snow for Jerry Adair
P	Dave Morehead	Signed 1961 as amateur free agent	Lost to Royals in 1968 expansion draft
P	Dan Osinski	Acquired from Braves 12/15/1965 in five-player trade	Released 4/3/1968
SS	Rico Petrocelli	Signed 1961 as amateur free agent	Released 3/26/1977 (retired)
IF	Ken Poulsen	Drafted 1965	Drafted by Yankees fall 1967
P	Billy Rohr	Drafted from Pirates 12/2/1963	Sold to Indians 4/26/1968
C	Mike Ryan	Signed 1960 as amateur free agent	Traded to Phillies 12/15/1967 in three-player deal
P	Jose Santiago	Purchased from A's 10/15/1965	Retired after spending 1971 season with Red Sox AAA affiliate
1B	George Scott	Signed 1962 as amateur free agent	Traded to Brewers 10/10/1971 with Brett & Lonborg in ten-player deal

P	Name	How Acquired	How He Left Boston
UT	Norm Siebern	Purchased from Giants 7/15/1967	Released 8/7/1968 (retired)
CF	Reggie Smith	Drafted from Twins 12/2/1963	Traded to Cardinals 10/26/1973 in four-player deal
P	Lee Stange	Acquired from Indians 6/2/1966 with Don McMahon for Dick Radatz	Sold to White Sox 6/29/1970
P	Jerry Stephenson	Signed 1961 as amateur free agent	Released 4/17/1969
OF	Jose Tartabull	Acquired from A's 6/13/1966 with John Wyatt in six-player trade	Sold to A's 5/7/1969
UT	George Thomas	Acquired from Tigers 10/4/1965 with two other players for Bill Monbouquette	Released 6/28/1971
C	Bob Tillman	Signed 1958 as an amateur free agent	Sold to Yankees 8/8/1967 ⁶³
P	Gary Waslewski	Drafted from Pirates 1964	Traded to Cardinals 12/3/1968 for Dick Schofield
P	John Wyatt	Acquired from A's 6/13/1966 with Jose Tartabull in six-player trade	Sold to Yankees 5/17/1968
LF	Carl Yastrzemski	Signed 1958 as an amateur free agent	Retired after 1983 season

Sources

- ¹ Clif Keane, "Williams Strips Yaz of Red Sox Captaincy," *Boston Globe*, September 29, 1966.
- ² Color highlights based on 1967 team uniform colors as shown on the "Dressed to the Nines" web site: http://exhibits.baseballhalloffame.org/dressed_to_the_nines/uniforms.asp?league=&city=&lowYear=1967&highYear=1967&sort=year&increment=18
- ³ Ray Fitzgerald, "Chisox Trip Hose, 8-3; Conig Belts Home Run," *Boston Globe*, March 11, 1967.
- ⁴ See the SABR Spring Training Database: <http://sabr.org/content/spring-training-database>
- ⁵ Joe McGuff, "Youthful A's Fall to Boston in Ninth, 6-4," *Kansas City Star*, March 12, 1967. Based on box scores in *The Sporting News*, this may have been the first usage of a "designated pinch hitter" twice in a game (see March 14).
- ⁶ Edgar Munzel, "Cronin Approves Test of Stanky's Pinch-Hitter Idea," *The Sporting News*, March 18, 1967; "Finley and Dark Give Okay To Chisox' Pinch-Hit Rule," *The Sporting News*, March 25, 1967.
- ⁷ In *The Sporting News* box score, LaRussa is listed as if he substituted for Lachemann, but line scores in several papers list Lachemann as the A's only catcher in this game, and it would not be possible for Lachemann to achieve five at-bats (31 AB + 4 walks = 35 plate appearances, enough for four per batting positions 1-8 plus three more for the ninth spot). Instead, I have chosen to use the box score from the *Boston Herald*.
- ⁸ Rudi is listed as "rf-3b" in both *The Sporting News* and the *Boston Herald*, but I believe he replaced Webster at first base as he had on March 11.
- ⁹ When Fazio entered the game, it is possible that Rudi went back to RF and the A's shuffled their infielders, but none of these details are listed in *The Sporting News* or *Boston Herald* box score. So this box score shows the A's with two second basemen at the end of the game.
- ¹⁰ "Twins and A's Leave For Caracas Today," *Kansas City Times*, March 16, 1967. The A's won three of the four games.
- ¹¹ SABR biography by Les Masterson: <http://sabr.org/bioproj/person/14ca4e0c>
- ¹² Clif Keane, "Mets Pin 5-3 Loss On Hose," *Boston Globe*, March 14, 1967.
- ¹³ "Pinch-Hit Rule Little Help to Sox; Voss Strolls Twice," *The Sporting News*, March 25, 1967.
- ¹⁴ Clif Keane, "Sox, Stephenson KO'd, Shaky Ford Wins, 6-3," *Boston Globe*, March 16, 1967.
- ¹⁵ "Red Sox Top Mets, 23-18; Score Ten Times in Ninth," *The Sporting News*, April 1, 1967.
- ¹⁶ Earl Lawson, "Nuxhall Quits Reds for Spot On Radio Team," *The Sporting News*, April 15, 1967.
- ¹⁷ Will McDonough, "Bennett Hurls 5 Hitless Innings As Red Sox Shade Tigers, 3-2," *Boston Globe*, March 19, 1967.
- ¹⁸ Will McDonough, "Conigliaro Hurt, Sox Anxiously Await X Rays," *Boston Globe*, March 19, 1967.
- ¹⁹ Neil Singelais, "Conig Can Swing Bat in 5 Days," *Boston Globe*, March 20, 1967.
- ²⁰ Will McDonough, "Sox Win, 7-6, On Tiger Goof," *Boston Globe*, March 20, 1967.
- ²¹ Will McDonough, "Lonborg Blinds Bucs as Sox Win, 4-3," *Boston Globe*, March 21, 1967.
- ²² Will McDonough, "Phillies Snap Sox Skein, 10-5," *Boston Globe*, March 22, 1967.
- ²³ DeMorris A. Lee, "Memories linger," *Tampa Bay Times*, July 15, 2007; "Jack Russell Stadium 'Official'," *St. Petersburg Times*, March 15, 1955. The first game was held on March 10; the stadium was officially named after Jack Russell four days later.
- ²⁴ Will McDonough, "Sparking Sox Top Yanks, 5-2," *Boston Globe*, March 23, 1967.
- ²⁵ "Stu Says Adieu to Dodgers To Accept Japanese Offer," *The Sporting News*, April 22, 1967.
- ²⁶ Will McDonough, "Oliva Stand-In Aids In Topping Sox, 8-3," *Boston Globe*, March 26, 1967.
- ²⁷ Will McDonough, "Inept Fielding by Sox Gives Twins 7-1 Win," *Boston Globe*, March 27, 1967.
- ²⁸ Will McDonough, "Braves' 5 Homers Rout Makeshift Sox," *Boston Globe*, March 28, 1967.
- ²⁹ *Boston Globe* lists Lehrer; *The Sporting News* lists George Smith.
- ³⁰ Will McDonough, "Yaz Spectacular In Sox 10-9 Win," *Boston Globe*, March 30, 1967.
- ³¹ Dave Anderson, "Sports of the Times: Prof. Charley Lau," *New York Times*, March 20, 1984. Bruce Markusen, "Cooperstown Confidential: The tale of Charley Lau," *The Hardball Times*, May 18, 2012: <http://www.hardballtimes.com/cooperstown-confidential-the-tale-of-charley-lau/>
- ³² Will McDonough, "Conig's RBI Tops O's, 1-0," *Boston Globe*, March 31, 1967.

-
- ³³ "It's 'Take Me Out To The Ball Game' Sat." *The Virgin Islands Daily News*, March 30, 1967. Both games began at 2pm.
- ³⁴ Wire story, "Conference on Yanks-Red Sox Game Slated," *The Virgin Islands Daily News*, March 4, 1967. Thomas E. Van Hyning. *Puerto Rico's Winter League: A History of Major League Baseball's Launching Pad*. Jefferson, NC: McFarland, 1995, p 192. Harold Lindin, "Longshoremen Return To Work Today," *The Virgin Islands Daily News*, February 15, 1969 describes Leith as vice president of the SECAL company, though Leith had been involved with a variety of shipping-related businesses since the end of his U.S. Coast Guard service during World War II; see bio at <http://www.navierospr.org/index.php?node=243>. Leith was also a founder of the Puerto Rican Sports Hall of Fame in 1958 and was still involved, as president of the organization, in 2014. See: <http://www.latinosports.com/javy-lpez-ruben-sierra-inducted-pr-hof/>
- ³⁵ Wire story, "R. Clemente To Be Honored In April," *The Virgin Islands Daily News*, March 6, 1967; "Sports Today," *New York Times*, March 31, 1967; "Sports Today," *New York Times*, April 1, 1967; "RADIO," *New York Times*, April 2, 1967.
- ³⁶ Thomas E. Van Hyning. *The Santurce Crabbers: Sixty Seasons of Puerto Rican Winter League Baseball*. Jefferson, NC: McFarland, 1999, p 103.
- ³⁷ Box scores in *The Sporting News*, April 15, 1967, p45. Pirates coverage in *Pittsburgh Post-Gazette* March 31, 1967 and April 3, 1967.
- ³⁸ Dave Anderson, "Yanks Top Red Sox, 3-1," *New York Times*, April 1, 1967.
- ³⁹ Henry McKenna, "Sox Hung Up By Yanks, 3-1," *Boston Herald*, April 1, 1967.
- ⁴⁰ Dave Anderson, "Mantle and Supporting Cast Overawe the Virgin Islanders," *New York Times*, April 2, 1967.
- ⁴¹ Photo and caption, *The Virgin Islands Daily News*, February 25, 1967.
- ⁴² "1967 Annual Report Virgin Islands to the Secretary of the Interior," p90. Page 118 of the report also shows an allotment of \$20,000 for the Red Sox and Yankees expenses. <https://archive.org/details/annualreportofgo1967virg>
- ⁴³ Dave Anderson, "Mantle and Supporting Cast Overawe the Virgin Islanders," *New York Times*, April 2, 1967. The flight from San Juan to St. Croix was 40 minutes long; see Dave Anderson, "Yanks Top Red Sox, 3-1," *New York Times*, April 1, 1967. The trip to St. Thomas would have been similar.
- ⁴⁴ Dave Anderson, "Mantle and Supporting Cast Overawe the Virgin Islanders," *New York Times*, April 2, 1967.
- ⁴⁵ "It's 'Take Me Out To The Ball Game' Sat." *The Virgin Islands Daily News*, March 30, 1967.
- ⁴⁶ Henry McKenna, "Sox Rout Yankees, 13-4," *Boston Herald*, April 2, 1967. Barry Wagner, "Major League Baseball Comes To V.I." *The Virgin Islands Daily News*, April 3, 1967.
- ⁴⁷ Dave Anderson, "Mantle Hits First Homer, but Yanks lose, 9-3," *The New York Times*, April 3, 1967. Ford would begin the regular season with a handful of strong starts, but then retired in May when the pain caused by a chronic bone spur in his left elbow returned. Leonard Koppett, "Ford, Suffering From Elbow Injury, Retires; Yankee Hurler Gets Standing Ovation at the Stadium," *New York Times*, May 31, 1967.
- ⁴⁸ Will McDonough, "Reg Smith, Scott Blast Mets, 8-2," *Boston Globe*, April 3, 1967.
- ⁴⁹ Will McDonough, "Williams Blasts Bennett on Mound," *Boston Globe*, April 5, 1967.
- ⁵⁰ "Smith, who retired from baseball in 1961 because of a heart ailment, caught during an emergency with the Pirates in 1965. At that time, all three Pirates catchers were hurt..." See "Smith Used To Prod Buc Catchers," *Pittsburgh Press*, April 5, 1967.
- ⁵¹ Will McDonough, "Nats' 4 in 9th Top Sox, 5 to 1," *Boston Globe*, April 6, 1967.
- ⁵² "Yaz Suffers Strained Back," *Boston Globe*, April 6, 1967.
- ⁵³ Will McDonough, "Sox Cut Stephenson, 2 Others," *Boston Globe*, April 7, 1967.
- ⁵⁴ Will McDonough, "1st Division Finish Seen By Williams," *Boston Globe*, April 8, 1967.
- ⁵⁵ Will McDonough, "Sox' 4 in 8th Tip Tigers, 6-2," *Boston Globe*, April 9, 1967.
- ⁵⁶ Will McDonough, "Sox Lose in 10th, 4-3; Scott, Reg Smith Rip Tiger Hurlers," *Boston Globe*, April 10, 1967.
- ⁵⁷ http://www.baseball-reference.com/play-index/split_finder.cgi?type=b
- ⁵⁸ SABR biography of Frank Robinson by Maxwell Kates: <http://sabr.org/bioproj/person/c3ac5482>; Dayn Perry, "Just because: Frank Robinson's bid for back-to-back triple crowns," September 8, 2013: <http://www.cbssports.com/mlb/eye-on-baseball/23542735/just-because-frank-robinsons-bid-for-backto-back-triple-crowns>
- ⁵⁹ SABR biography of Al Kaline by Nick Waddell: <http://sabr.org/bioproj/person/a141b60c>

⁶⁰ Table included in Joseph Durso, "Yastrzemski Named Most Valuable in American League," *New York Times*, November 16, 1967. The table incorrectly lists Kaline with 85 points but the sum of his individual votes equals 88 points.

⁶¹ Oscar Kahan, "Corsairs, Orioles Pennant Favorites," *The Sporting News*, April 15, 1967.

⁶² "How Globe Men Pick A.L. Race," *Boston Globe*, April 9, 1967.

⁶³ This was five days after the Red Sox acquired Elston Howard from the Yankees in a trade.